

INTERNATIONAL ICE HOCKEY FEDERATION

IIHF SITUATION HANDBOOK

2022/23



INTERNATIONAL
ICE HOCKEY
FEDERATION

GENERAL INFORMATION

COPYRIGHT

All rights reserved. The use of any part of this publication reproduced, transmitted in any form or by any means – electronic, mechanical, photocopying, recording, or otherwise – or stored in a retrieval system, without the prior written consent of the International Ice Hockey Federation is an infringement of copyright law. The scanning, uploading, and distribution of this publication via the internet or any other means is illegal.

OFFICIAL LANGUAGE

The IIHF publishes the Situation Handbook in English. Translations into different languages are usually organized by the individual Member National Associations. If there is any divergence in the wording, the English text is authoritative.

OTHER LANGUAGES

Member National Associations (MNA's) which produce a translated version of the IIHF Situation handbook using this format are invited to send a copy to IIHF (stating clearly on the front cover that it is that MNA's official translation) so it can be posted on the IIHF website for use by others.

REFERENCE VIDEOS

As a help for the reader the IIHF have added reference videos to some of the situations.



Grey play button means that there is no video connected to the situation and you will not be able to press the logo to see a video in your web browser.

FEEDBACK AND COMMENTS

Do you have any questions, suggestions, or remarks about this Situation Handbook – please contact us at rulebook@iihfoffice.com.

Version 1.0 – September 2022



**INTERNATIONAL
ICE HOCKEY
FEDERATION**

PREAMBLE

GENDER PARTICIPATION

For IIHF Competitions, eligibility conditions for Transgender Players are defined in the IIHF Transgender Policy. No male Player may participate in a women's competition, and no female Player may participate in a men's competition.

PLAYER ELIGIBILITY / AGE

For all IIHF Competitions there is a minimum age requirement for Player eligibility. For age-specific competitions, notably U18 and U20, there is both a minimum and a maximum age requirement for Player eligibility. Only Players that meet the minimum and/or maximum age requirements for an IIHF Competition are eligible to participate in that competition.

← For more information refer to the IIHF Statutes and Bylaws.

PROPER AUTHORITIES AND DISCIPLINE

“Proper Authorities” refers specifically to the IIHF Disciplinary body having jurisdiction to apply these playing rules to the matter at hand as set out and in accordance with the IIHF Statutes and Bylaws, IIHF Disciplinary Code and other relevant rules and regulations. The Proper Authorities shall review all incidents sanctioned with a Game Misconduct or a Match Penalty.

In addition, the Proper Authorities have the authority to review all actions by Players, Coaches and team personnel which could be a violation of these playing rules.

← For more information refer to the IIHF Disciplinary Code.

ANTI-DOPING

Membership in the IIHF includes acceptance of the World Anti-Doping Code and requires that the policies, rules, and programs of MNAs comply with the IIHF Doping Control Regulations, IIHF Disciplinary Code and the World Anti-Doping Code.

← For more information refer to the IIHF Doping Control Regulations and IIHF Disciplinary Code.

© International Ice Hockey Federation



**INTERNATIONAL
ICE HOCKEY
FEDERATION**

TABLES OF CONTENTS

GENERAL INFORMATION	2
PREAMBLE	3
PLAYING AREA	7
RULE 1 THE Rink	8
RULE 2 Goal Posts and net	8
RULE 3 Benches	8
RULE 4 Signal and Timing Devices	8
TEAMS	10
RULE 5 Team	11
RULE 6 Captain and alternate captains	14
RULE 7 Starting Line-Up	15
RULE 8 Injured Players	15
EQUIPMENT	20
RULE 9 Uniforms	21
RULE 10 Sticks	25
RULE 11 Goalkeepers Equipment	33
RULE 12 Illegal Equipment	33
RULE 13 Puck	34
RULE 14 Adjustment to Clothing or Equipment	34
TYPES OF PENALTIES	35
RULE 15 Calling of Penalties	36
RULE 16 Minor Penalties	38
RULE 17 Bench Minor Penalties	40
RULE 18 Double Minor Penalties	41
RULE 19 Coincidental Penalties	42
RULE 20 Major Penalties	48
RULE 21 Match Penalties	49
RULE 22 Misconduct Penalties	50
RULE 23 Game Misconduct Penalties	51
RULE 24 Penalty Shot	51
RULE 25 Awarded Goals	63
RULE 26 Delayed Penalties	64
RULE 27 Goalkeepers' Penalties	66
RULE 28 Supplementary Discipline	73
RULE 29 Game Official Signals	73

TABLES OF CONTENTS

OFFICIALS	74
RULE 30 Appointment of Officials.....	75
RULE 31 Referees	75
RULE 32 Linespersons	76
RULE 33 Official Scorekeeper	78
RULE 34 Game Timekeeper	78
RULE 35 Penalty Timekeeper	79
RULE 36 Statistic Staff.....	82
RULE 37 Video Review	82
RULE 38 Coach's Challenge.....	84
RULE 39 Abuse of Officials.....	89
RULE 40 Physical Abuse of Officials.....	92
PHYSICAL FOULS	94
RULE 41 Boarding	95
RULE 42 Charging	95
RULE 43 Checking from Behind.....	96
RULE 44 Clipping	96
RULE 45 Elbowing	96
RULE 46 Fighting	96
RULE 47 Head Butting.....	103
RULE 48 Illegal Hit to the Head or Neck	103
RULE 49 Kicking.....	104
RULE 50 Kneeing	104
RULE 51 Roughing.....	104
RULE 52 Slew-Footing	104
RULE 53 Throwing Equipment.....	105
RESTRAINING FOULS	111
RULE 54 Holding	112
RULE 55 Hooking	112
RULE 56 Interference	113
RULE 57 Tripping.....	116
STICK FOULS	118
RULE 58 Butt-Ending	119
RULE 59 Cross-Checking	119
RULE 60 High-Sticking	119
RULE 61 Slashing.....	123
RULE 62 Spearing	124

TABLES OF CONTENTS

OTHER FOULS	125
RULE 63 Delaying the Game	126
RULE 64 Diving/Embellishment.....	137
RULE 65 Equipment.....	138
RULE 66 Forfeit of Game	138
RULE 67 Handling the Puck.....	138
RULE 68 Illegal Substitutio	142
RULE 69 Interference on the Goalkeeper	144
RULE 70 Leaving the Players' Bench or Penalty Box	146
RULE 71 Premature Substitution	149
RULE 72 Refusing To Play The Puck.....	150
RULE 73 Refusing To Start Play.....	152
RULE 74 Too Many Players On The Ice	153
RULE 75 Unsportsmanlike Conduct.....	156
GAME FLOW	160
RULE 76 Face Offs	161
RULE 77 Game and Intermission Timing.....	177
RULE 78 Goals	177
RULE 79 Hand Pass.....	184
RULE 80 High Sticking the Puck.....	186
RULE 81 Icing	191
RULE 82 Line Changes.....	197
RULE 83 Off-Side	199
RULE 84 Overtime Operations.....	212
RULE 85 Puck Out of Bounds.....	216
RULE 86 Start of Game and Periods.....	227
RULE 87 Time Outs	228
APPENDIX I MISCELLANEOUS.....	231

SECTION 01

PLAYING AREA



PLAYING AREA

RULE 1 THE RINK

SITUATION 1.1

During the overtime, Team A is serving a minor penalty. The clock stops with 1:58 remaining in the period. Suddenly the Zamboni gate opens, and the ice crew comes onto the ice to shovel the excess snow. Is this permitted? Where do you find this in the rule book?

ANSWER

This is not allowed according to Sport Regulations and should be reported to proper authorities.

INSTRUCTIONAL VIDEO CLIP



RULE 2 GOAL POSTS AND NET

SITUATION 2.1

No situation

RULE 3 BENCHES

SITUATION 3.1

No situation

RULE 4 SIGNAL AND TIMING DEVICES

SITUATION 4.1

The game clock shows that time has expired, but the horn has not sounded to signal the end of the period. Is the period over?

ANSWER

Yes. As soon as one of the officials notices that time has expired, they should blow the whistle to stop play. If a goal is scored after time has run out (but before an official notices), the Referee shall consult with the Video Review Operations, and the goal may be disallowed. Rule 4.

INSTRUCTIONAL VIDEO CLIP



PLAYING AREA

SITUATION 4.2

One of the officials notices that play has started but that the clock is not running. What is the procedure?

ANSWER

Play may continue until the officials have the opportunity and/or need to stop the play (if stopped, it should be done when the puck is in the neutral zone, and when no immediate scoring opportunity is imminent – i.e., breakaway, empty net, etc.). Play may be allowed to continue to a normal stoppage in play. The Referee should then confer with the Game Timekeeper and/or the Video Review Operations to reset the clock to the proper time. Rule 4, Rule 34.7 and Rule 37.6.

INSTRUCTIONAL VIDEO CLIP



SECTION 02

TEAMS



TEAMS

RULE 5 TEAM

SITUATION 5.1

Prior to the start of the game, after receiving the line-up from the Official Scorer, the Referees notice that the name one of the players on the visiting team's line-up has been written down twice with two different numbers for a total of 20 skaters and two goalkeepers. What procedure would the officials follow to rectify this situation? Where do you find this in the rule book?

ANSWER

The Referee shall bring this to the attention of the offending team and to the official scorekeeper, so the proper corrections can be made. No penalty is assessed. Rule 5.1.

INSTRUCTIONAL VIDEO CLIP



SITUATION 5.2

At the 14:00 minute mark of the first period, Team A scores a goal. Just before the Referee drops the puck at center ice, the Team B Coach calls the Referee over to the player's bench. The Coach then informs the Referee that player A48, who was on the ice at the time of the goal, has its name misspelled on the roster sheet. What are the officials to do? Where do you find this in the rule book?

ANSWER

The Referees shall disallow the goal and Team A48 shall be ruled off the ice because it is considered to be an ineligible player. Rule 5.2; Rule 78.5 (IV).

NOTE: Common sense must prevail when making this decision. If, for example, the name in question is MacDonald yet on the roster sheet it was misspelled as McDonald, the spirit of the rule has not been altered and this goal should be allowed. However, if the name in question is Girard and was misspelled as Giroux, then this would not be in the spirit of the rule and the goal would have to be disallowed.

INSTRUCTIONAL VIDEO CLIP



SITUATION 5.3

At 12:00 in second period Team A scores a goal. At the stoppage, Team B claims that A12 is not on the 20 skaters list and was on the ice at the time of the goal. They also mentioned that A12 received an assist on a goal in the first period. What is the Referee's decision? Where do you find this in the rule book?

ANSWER

If a goal is scored when an ineligible player is on the ice (whether The player was involved in the scoring or not), the goal shall be disallowed. This only applies to the goal scored at the stoppage of play whereby the player was deemed to be ineligible. All other goals

TEAMS

scored previously by the ineligible player's team (with the player on ice or not) shall be allowed. The ineligible player will be removed from the game, no additional penalties are to be assessed. Rule 5.2.

INSTRUCTIONAL VIDEO CLIP



SITUATION 5.4

Team A12 receives a minor and a major in the early in the second period. On A12 second shift after returning to the ice A12 team scores. While at the Penalty Box the Referees are informed that Team A12 should have received a game misconduct for the major as it was the player's second in the same game. What do the Referees do? Where do you find this in the rule book?

ANSWER

The Referees must disallow the goal for an ineligible player (Rule 5.2) and assess Team A12 a game misconduct. (Rule 20.4).

INSTRUCTIONAL VIDEO CLIP



SITUATION 5.5

Midway through the first period Team A's starting goalkeeper is injured and leaves the game. The backup goalkeeper comes into the game and since Team A has a third goalkeeper in attendance and the starting goalkeeper is injured to the point they will not return, the third goalkeeper dresses and sits on the bench. The second goalkeeper allows three goals but completes the first period. At the start of the second period, the third goalkeeper enters the game. The first two goalkeepers are not present on the bench. What should the officials do? Where do you find this in the rule book?

ANSWER

Since a team's third goalkeeper may only participate "if both listed goalkeepers are incapacitated" the Referee would have to ask the Coach if the second goalkeeper is injured or sick. If the answer is yes, the third goalkeeper may play, however, if the answer is no, the second goalkeeper must return. Rule 5.3

INSTRUCTIONAL VIDEO CLIP



TEAMS

SITUATION 5.6

Player #12 is listed on the roster but with the wrong name (the name is a duplication of another player on the roster). This is brought to the Referee's attention during the game. Is it the name or the number (or both) that must be correct on the roster? Example:

#2 Nicole Smith, #4 Julia Baker, #8 Taryn Daneman, #10 Maria Leggo, #12 Nicole Smith

ANSWER

The name must be correct. #12 should have been listed as Lisa Carson and wasn't. Therefore, the player must be removed from the game. Rule 5.1 and Rule 5.2.

INSTRUCTIONAL VIDEO CLIP



SITUATION 5.7

Team A is leading 4 - 0. At the 8:59 mark of the first period, Team B informs the Referee that A13 is not on the roster sheet. A13 has 3 goals. What does the Referee do? Where do you find this in the rule book?

ANSWER

A13 would be removed from the game. Since Team B brought it to the Referee's attention at a routine stoppage of play, all goals scored would be allowed. Rule 5.2

INSTRUCTIONAL VIDEO CLIP



SITUATION 5.8

Team A1 goalkeeper has been assessed a game misconduct penalty early in the first period. Their substitute goalkeeper enters the game and sustains an injury in the second period and cannot continue. Team A does not have a third goalkeeper. Can the first goalkeeper (A1) who was kicked out in the first period enter the game again?

ANSWER

No. Team A1 goalkeeper is ineligible because of the assessment of the game misconduct penalty. Team A may dress one player who was listed on the 20-man roster at the start of the game to be their goalkeeper. Rule 5.3.

INSTRUCTIONAL VIDEO CLIP



TEAMS

SITUATION 5.9

How many players are allowed to dress in the warm-up?

ANSWER

There is no maximum number. However, to be eligible to participate in the pre-game warm-up, a player needs to be registered for that IIHF Championship. Rule 5.6.

INSTRUCTIONAL VIDEO CLIP



SITUATION 5.10

Both of Team A's goalkeepers have sustained injuries in quick succession during the game. They have a third goalkeeper available. How much time are they permitted to get the third goalkeeper dressed and ready to play?

ANSWER

The rule states that the goalkeeper "...shall be provided with a reasonable amount of time to get dressed, in addition to a two-minute warm-up." Rule 5.3

INSTRUCTIONAL VIDEO CLIP



RULE 6 CAPTAIN AND ALTERNATE CAPTAINS

SITUATION 6.1

A team wishes to designate two co-Captains. Should the Referee allow a team to have more than one player act as Captain?

ANSWER

No. Teams must designate only one Captain for each game. Teams may also designate not more than two (2) Alternate Captains. All such designations must comply with playing rules concerning identification. Rule 6.

INSTRUCTIONAL VIDEO CLIP



SITUATION 6.2

The Official Scorer notifies the Referees prior to the start of the game that the Team A Coach has refused to name a captain and alternate captains. What, if anything, should the Referees do?

TEAMS

ANSWER

The Referees should inform the Team A Coach that should they refuse to name a captain and/or alternate captains that they relinquish their right to have a spokesperson for his team to discuss issues with the officials during the game. Rule 6 and Rule 33.1.

INSTRUCTIONAL VIDEO CLIP



RULE 7 STARTING LINE-UP

SITUATION 7.1

No situation

RULE 8 INJURED PLAYERS

SITUATION 8.1

With 10 seconds left in the first period players of both teams are assessed roughing minors. One of the players must go to the dressing room due to an injury. Must they put a player in the Penalty Box to serve this penalty? If yes, does it have to be a player who was on the ice? When does it have to be someone on the ice? Where do you find this in the rule book?

ANSWER

Rule states that they must substitute immediately for the injured player which shall serve the penalty until the injured player is able to return to the game. Any player may serve the penalty except the spare goalkeeper. Only goalkeepers' penalties have to be served by someone on the ice at the time of the infraction. Rule 8.1 and Rule 27.1.

INSTRUCTIONAL VIDEO CLIP



SITUATION 8.2

A player receives a coincidental penalty that will not appear on the clock. The penalized player is injured and goes to the dressing room. Following the expiration of the penalty time but before a stoppage of play following that expiration, the player returns to the bench. Can the player participate in the play (change on the fly) or would that player be considered an ineligible player? Where do you find this in the rule book?

ANSWER

The player would have to be considered an ineligible player as the player has not been legally released from the Penalty Box. Rule 8.1; Rule 68.1; Rule 78.5 (IV).

TEAMS

INSTRUCTIONAL VIDEO CLIP



SITUATION 8.3

Off the face-off in Team A's end zone, A20 attempts to draw the puck back and in the process hits Team B's center (B10) in the face with the butt-end of its stick. B10 immediately drops to the ice in a pool of blood and the play is stopped. Neither Referee witnessed what took place. The Linesperson informs the Referee what happened. What is the Referee's decision? Where is the ensuing face-off? Where do you find this in the rule book?

ANSWER

No warm-up is permitted. Rule 84.4 (IV) and Rule 8.2.

INSTRUCTIONAL VIDEO CLIP



SITUATION 8.4

During the Shootout, the shooter attempts to make a move on the goalkeeper and falls, sliding into the goalkeeper. The puck does not enter the net, but the goalkeeper is injured. The team select to place the substitute goalkeeper in the net for the next shootout attempt. Is the substitute goalkeeper permitted a warm-up? Where do you find this in the rule book?

ANSWER

No warm-up is permitted. Rule 84.4, paragraph 6 and Rule 8.2.

INSTRUCTIONAL VIDEO CLIP



SITUATION 8.5

Play is stopped in the second period due an injury sustained by Team A's goalkeeper. The goalkeeper leaves the ice and is replaced by the substitute goalkeeper. The play resumes and before the next stoppage occurs, Team A changes goalkeepers on the fly, putting the original goalkeeper (who had been injured) back in the net. Is this allowed? Where do you find this in the rule book?

ANSWER

This is not permitted and a minor penalty for delay of game is to be assessed. If the goalkeeper on the bench comes into the game at a stoppage of play to replace the goalkeeper on the ice who has been injured, they cannot switch places until the next stoppage of play. Rule 8.2

INSTRUCTIONAL VIDEO CLIP



TEAMS

SITUATION 8.6

Team A's goalkeeper is injured and is replaced by the substitute goalkeeper. Play resumes and the injured goalkeeper (now on the Players' Bench) has recovered and wants to return to its position. Team A selects to change goalkeepers on the fly. Shortly after the exchange, Team A scores. What, if anything, should the officials do?

ANSWER

The injured goalkeeper cannot return to the game until the next stoppage in play (Rule 8.2), therefore the goalkeeper is considered an ineligible player and Team A cannot be permitted to score. Goal is disallowed, and minor penalty is assessed to the goalkeeper. Rule 78.5 (IV) and Rule 8.2.

INSTRUCTIONAL VIDEO CLIP



SITUATION 8.7

Team A's goalkeeper is injured and is replaced by the substitute goalkeeper. Play resumes and the injured goalkeeper (now on the Players' Bench) has recovered and wants to return to its position. Team A selects to change goalkeepers on the fly. Shortly after the exchange, Team B inadvertently puts the puck into their own goal. What, if anything, should the officials do?

ANSWER

The injured goalkeeper cannot return to the game until the next stoppage in play (Rule 8.2), therefore the goalkeeper is an ineligible player and Team A cannot be permitted to score (even if Team B scored upon themselves). Goal is disallowed, and minor penalty is assessed to the goalkeeper. Rule 78.5 (IV) and Rule 8.2.

INSTRUCTIONAL VIDEO CLIP



TEAMS

SITUATION 8.8

Can a goalkeeper be changed “on the fly” (i.e., can the goalkeeper on the ice be switched with the back-up goalkeeper while play is in progress)?

ANSWER

Rule 74.1 states, “Players may be changed at any time during the play from the Players’ Bench....” It does not exclude goalkeepers, so yes, goalkeepers can be changed on the fly. However, there are three exceptions to this:

- a. If the goalkeeper on the bench comes into the game at a stoppage of play to replace the goalkeeper on the ice who has been injured, they cannot switch places until the next stoppage of play. Rule 8.2
- b. If the team chooses to replace their goalkeeper to defend against a Penalty Shot, the replacement goalkeeper must remain in the game until the next stoppage of play. Rule 24.2.
- c. In overtime, once the goalkeeper has been removed for an extra attacker, the goalkeeper must wait until the next stoppage of play before returning to the ice. Any attempt to return to the ice prior to the next stoppage of play (“on the fly”) shall be deemed to be an illegal substitution and a bench minor penalty shall be assessed. Rule 74.5

It should be noted that the reference to goalkeepers’ substitution in Rule 82.1 last paragraph, pertains to changing goalkeepers during a stoppage of play and is not applicable for the scenario presented in this question.

INSTRUCTIONAL VIDEO CLIP



SITUATION 8.9

Both goalkeepers are either injured, sick or for some other reason unable to participate in the game. The team does not have a third eligible goalkeeper available to them for use in the game. What does the team do?

ANSWER

If this is known prior to the game, the team may dress any one of their eligible registered skaters as a goalkeeper and list the skater on the game line-up as such. If this happens during the game, they shall be granted a reasonable amount of time to dress one of the 20 remaining skaters on the game line-up as a goalkeeper and the skater will be given such privileges for the balance of the game. Rule 5.3.

INSTRUCTIONAL VIDEO CLIP



TEAMS

SITUATION 8.10

Team B is in a delayed off-side position. Team A has the puck behind their own net and the whistle is blown because a Team A player is injured on the ice in the neutral zone. Where is the face-off? Does the injury take precedent over the delayed offside?

ANSWER

Common sense would suggest that since the delayed off-side was still in effect, the face-off should be conducted in the neutral zone just outside Team A's zone. Rule 8.1.

INSTRUCTIONAL VIDEO CLIP



SITUATION 8.11

Team A4 is high-sticked in the face by Team B8. A delayed penalty is coming up to Team B8. The play is stopped when Team B gains possession and control of the puck. Team A4 is not injured, but the trainer comes on to the ice to attend to the player. Even though the play was stopped for the penalty, is Team A4 allowed to stay on the ice? Where do you find this in the book?

ANSWER

Regardless of the reason the play was stopped, whenever an injured player is attended to on the ice by a trainer or by medical personnel, such player must be substituted for immediately. The injured player cannot return to the ice until play has resumed. Rule 8.1.

INSTRUCTIONAL VIDEO CLIP



SITUATION 8.12

During play in Team A end zone, a Team A defender is injured blocking a shot. The player is crawling to the bench when the trainer opens a gate on the side boards, separate from the Players' Bench, during the play and pulls the injured defender off the ice, and immediately to the dressing room. Is this legal, and where is it in the rule book?

ANSWER

No this is not a legal player change. If an injured player wishes to retire from the ice and be replaced by a substitute, the player must do so at the Players' Bench and no other exit. Therefore, a bench minor penalty shall be imposed. Rule 8.1.

INSTRUCTIONAL VIDEO CLIP



SECTION 03

EQUIPMENT

EQUIPMENT

RULE 9 UNIFORMS

SITUATION 9.1

A player's jersey is torn during play. Is that player allowed to continue in the game with the jersey torn or must the player be instructed to have it changed or repaired before permitted to continue?

ANSWER

This would be considered an altered jersey and it should be repaired or changed prior to the player being permitted to return to play. Rule 9.1, and Rule 9.5.

INSTRUCTIONAL VIDEO CLIP



SITUATION 9.2

During the play, a player loses the helmet and makes a player change on the fly. Play continues without any whistles and this same player returns to the ice to play (still without the helmet). Is this permitted? Where do you find this in the rule book?

ANSWER

No, this is not permitted. If the player returns to the ice without a helmet, play shall be stopped once the player's team has gained control of the puck and a minor penalty is assessed. Rule 9.6.

INSTRUCTIONAL VIDEO CLIP



SITUATION 9.3

A player on Team A loses its helmet during the play. The player changes on the fly. Through continuous action, the player returns to the ice without a helmet. The officials notice this immediately and blow the whistle to stop play as soon as Team A gains control of the puck. Where is the ensuing face-off?

ANSWER

Since this results in a minor penalty being assessed to the Team A player, the ensuing face-off will be conducted at one of the end zone face-off spots in Team A's defending zone. Which face-off spot shall be selected by Team B. Rule 9.6.

INSTRUCTIONAL VIDEO CLIP



EQUIPMENT

SITUATION 9.4

A player in the Penalty Box is without a helmet (it is being repaired at the player's bench). There are no stoppages in play and the player is unable to obtain the helmet before the penalty expires. The player comes onto the ice without a helmet and skates directly across the ice to the player's bench during the play. What, if anything, should the officials do in this situation? Where do you find this in the rule book?

ANSWER

This shall be treated in the same manner as a player coming from the Players' Bench without a helmet. Once the team has gained control of the puck, the play is stopped, and a minor penalty assessed to the player entering the game without a helmet. Rule 9.6. However, this should be avoided by ensuring the player receives a replacement helmet prior to the resumption of play before the penalty begins.

INSTRUCTIONAL VIDEO CLIP



SITUATION 9.5

Team A's goaltender loses its mask during the play. What does the Referee do? Where do you find this in the rule book?

ANSWER

If Team A has control of the puck play shall be stopped immediately. If Team B has the puck then play shall only be stopped if Team B has no immediate and impending scoring opportunity. This stoppage of play must be made by the Referee. Rule 9.6.

INSTRUCTIONAL VIDEO CLIP



SITUATION 9.6

Team A player is on a breakaway. Team B's goalkeeper comes out of the crease to challenge the shooter and deliberately removes the mask as the Team A player crosses the attacking blue line. What action should be taken by the Referee? Where do you find this in the rule book?

ANSWER

Allow the play to continue and if Team A does not score then the Referee will stop play and award the Team A player a Penalty Shot. Rule 9.6.

INSTRUCTIONAL VIDEO CLIP



EQUIPMENT

SITUATION 9.7

During a Shootout attempt (or Penalty Shot) the goalkeeper deliberately removes its helmet and/or facemask. What action should be taken by the Referee? Where do you find this in the rule book?

ANSWER

The Referee shall award a goal to the non-offending team. Rule 9.6.

INSTRUCTIONAL VIDEO CLIP



SITUATION 9.8 – ALTERED JERSEY

It is brought to the attention of the Referee that a player is wearing an altered jersey, and after inspection by the Referee, it is clearly determined that in fact it has been altered. What should the Referee do? Where do you find the appropriate rule reference in the rule book?

ANSWER

The Referee shall instruct the player to change or remove the altered jersey and if the player refuses or fails to do so, the player shall be assessed a minor penalty for delay of game. If he returns to the ice without making the necessary change, he shall be assessed a misconduct penalty and for a third time, a game misconduct penalty. Rule 9.5.

INSTRUCTIONAL VIDEO CLIP



SITUATION 9.9

Team A player is assessed a matching minor penalty with an opponent. Teams are going to play 4 on 4. The player's helmet strap was broken during the scrum and it is taken to the Players' Bench to be repaired by the equipment manager. There are no stoppages in play during length of the penalty and the player does not get its helmet back. What does the player do? What does the Off-Ice Official do? What do the on-ice officials do?

ANSWER

To avoid having to deal with a player entering the game without a helmet, the officials (on and off-ice) should ensure the player receives a replacement helmet from the Players' Bench before resuming play. Have a teammate take the broken one and secure a replacement helmet for the penalized player. Rule 9.6.

INSTRUCTIONAL VIDEO CLIP



EQUIPMENT

SITUATION 9.10

A player or goalkeeper loses a skate blade during play. Does the Referee stop the play?

ANSWER

If a teammate has control of the puck, the Referee may stop the play. If the opposing team has control of the puck, then play shall only be stopped if there is no immediate and impending scoring opportunity. This should be seen as situation described in rule 9.6 but with another piece of equipment then the helmet.

INSTRUCTIONAL VIDEO CLIP



SITUATION 9.11

A player loses its helmet during play. The puck is at the skater's feet and the skater selects to make a pass to a teammate. Is this permitted?

ANSWER

No. A player is never allowed to make a play without a helmet. A minor penalty for playing without a helmet shall be assessed. Rule 9.6.

INSTRUCTIONAL VIDEO CLIP



SITUATION 9.12

A player loses its helmet during play. The skater selects to pick up its helmet and put it back on. Is this permitted?

ANSWER

No. A player may not choose to retrieve and replace its helmet properly on the head. A minor penalty for playing without a helmet shall be assessed. Rule 9.6.

INSTRUCTIONAL VIDEO CLIP



EQUIPMENT

SITUATION 9.13

During a battle for the puck in the corner a Team A player grabs the back of a Team B player's helmet and pulls it off the head. What, if anything, should the Referee do?

ANSWER

The Team A player should be assessed a minor penalty for roughing for removing an opponent's helmet during play. Rule 9.6.

INSTRUCTIONAL VIDEO CLIP



RULE 10 STICKS

SITUATION 10.1

A player takes a shot on goal and the goalkeeper juggles the puck and the puck ultimately ends up in the goal. Just before the puck crosses the goal line the Referee notices that the shaft of the stick of the player who shot the puck is broken. Is this a good goal? Where do you find this in the rule book?

ANSWER

Unless the Referee can be certain that the stick was broken prior to the shot being taken this goal must stand. If, however, the Referee is certain the stick was broken prior to the shot being taken, the goal would be disallowed, and a minor penalty assessed to the player for participating in the play with a broken stick. Rule 10.3.

INSTRUCTIONAL VIDEO CLIP



SITUATION 10.2

During play a skater breaks off or loses the wooden butt-end portion of his stick. The skater drops the wooden piece and continues to play with the stick. What should the Referee(s) do? Where do you find this in the rule book?

ANSWER

If the stick "in the opinion of the Referee(s), is unfit for normal play", the player should be assessed a minor penalty. Rule 10.3.

INSTRUCTIONAL VIDEO CLIP



EQUIPMENT

SITUATION 10.3

Player A loses its stick in the defending zone. A teammate uses its own stick to slide Player A's stick into its feet and immediately picks up. Is this a penalty? Where do you find this in the rule book?

ANSWER

This is a minor penalty to the player who shoots the stick to its teammate. Rule 10.3.

INSTRUCTIONAL VIDEO CLIP



SITUATION 10.4

A Team A player breaks its stick and Team B player happens to lose its stick during the same play. Can the Team A player pick up the Team B player's stick and use it assuming it is not broken?

ANSWER

No. The Team A player may only receive a replacement stick at its own Players' Bench, be handed one from a teammate on the ice, or pick up a teammate's discarded unbroken stick from the ice, otherwise a minor penalty shall be imposed. Rule 10.3. Or, if the Team B player who has lost its stick is still on the ice, Rule 56.2 (V) could be applied if the Referee deems the Team A player has prevented the Team B player from regaining possession of the stick.

INSTRUCTIONAL VIDEO CLIP



SITUATION 10.5

A player on Team A has broken its stick in its attacking zone. The skater's team maintains control of the puck. A player on the Team A Players' Bench throws a stick onto the ice in the general direction of the player who has lost its stick. The player picks up the stick and uses it. What action is taken by the Referee? Where do you find this in the rule book?

ANSWER

Bench minor penalty is assessed to Team A for throwing the stick from the bench. Rule 10.3.

INSTRUCTIONAL VIDEO CLIP



EQUIPMENT

SITUATION 10.6

The Linesperson witnesses a Team A player on the Players' Bench toss a stick to a teammate that has broken the stick. What procedure is taken by the Linesperson that witnesses this event? Where do you find this in the rule book?

ANSWER

The Linesperson may not stop play but shall report its interpretation of what happened to the Referee who may choose to assess a bench minor penalty. Rule 32.4 and Rule 10.3.

INSTRUCTIONAL VIDEO CLIP



SITUATION 10.7

A player or goalkeeper loses its stick in the corner. A teammate puts its stick on top of the stick laying on the ice and drags it back towards the player without the stick, leaving it a meter short of the player. The player without a stick then skates over and picks it up. What is the Referee's decision and where do you find this in the book?

ANSWER

Common sense would dictate that since the teammate did not throw or shoot the stick, nor did the stick interfere with the puck or another player from the attacking team, no penalty would be assessed. Rule 10.3; Rule 10.4; Rule 53.2; Rule 53.6.

INSTRUCTIONAL VIDEO CLIP



SITUATION 10.8

A goalkeeper has lost its stick and it has ended up in the corner. A teammate picks up the stick and slides it to the goalkeeper. Is this legal? What is the call? Where do you find this in the rule book?

ANSWER

This is legal if the stick is intact and if the sliding of the stick does not interfere with an opponent in any way. Rule 10.4.

INSTRUCTIONAL VIDEO CLIP



SITUATION 10.9

At a stoppage of play, Team A asks the Referee to measure the curvature of the blade of Team B7's stick. Team B7 breaks the stick when realizing that the stick is about to be measured. What does the Referee do? Where do you find this in the rule book?

EQUIPMENT

ANSWER

Team B7 would be assessed a minor penalty plus a ten-minute misconduct. Rule 10.5.

INSTRUCTIONAL VIDEO CLIP



SITUATION 10.10

A goalkeeper has lost or broken its stick. During the play, a teammate gets a new goalkeeper's stick from the Players' Bench and starts skating towards the goalkeeper to hand it over. Before the skater reaches the goalkeeper, the puck comes to the skater. What happens if:

- a) the skater plays the puck while carrying both the skater's own players stick and the goalkeeper's replacement stick?
- b) The skater drops the goalkeeper's stick and plays the puck? Where do you find this in the rule book?

ANSWER

a) Assess a minor penalty. Rule 10.5. b) No penalty.

INSTRUCTIONAL VIDEO CLIP



SITUATION 10.11

B4 is designated to take a penalty shot, but before taking the shot, Team A requests a stick measurement. B4 refuses to surrender its stick. What is the penalty? Where do you find this in the rule book?

ANSWER

If the player refuses to surrender the stick for the measurement prior to the Penalty Shot, the Penalty Shot shall not be permitted, and the player shall be assessed a misconduct penalty. Rule 10.6.

INSTRUCTIONAL VIDEO CLIP



SITUATION 10.12

In the intermission prior to the start or during the conclusion of a game winning shot procedure can a stick be measured and if so, what is the procedure?

ANSWER

No stick measurements are allowed during Game winning shots procedure. Rule 10.7.

EQUIPMENT

INSTRUCTIONAL VIDEO CLIP



SITUATION 10.13

Player 'A' loses its stick in its defending zone. A teammate uses its own stick to slide player 'A's' stick back to the player which immediately picks it up. What should the officials do?

ANSWER

Assess a minor penalty to the player who slid the stick to its teammate. Rule 10.3.

INSTRUCTIONAL VIDEO CLIP



SITUATION 10.14

During a battle in front of the net the attacking player loses its stick then quickly grabs the defenders stick, the skater immediately receives a pass, stick handles around the defense, shoots and scores with this "new" stick. Is the goal legal? What would the responsibility of the Linespersons be if this went unobserved by either Referee?

ANSWER

This is not a legal goal, as the player scoring the goal was not in possession of a legal stick. A player who has a lost or broken a stick may only receive another from its Players' Bench or be handed one by a teammate on the ice. The Linesperson should report the incident to the referee who should disallow the goal and assess a minor penalty for receiving an illegal stick. Rule 10.3; Rule 32.4

INSTRUCTIONAL VIDEO CLIP



SITUATION 10.15

A player throws its stick from the bench to a teammate on the ice whose stick has broken. What penalty is assessed the player throwing the stick from the bench? What penalty is assessed the player who catches the stick and plays with it?

ANSWER

A bench minor penalty is assessed to the team throwing the stick from the bench and no penalty to the player receiving the thrown stick and playing with it. Rule 10.3.

EQUIPMENT

INSTRUCTIONAL VIDEO CLIP



SITUATION 10.16

A goalkeeper loses its stick and one of the teammate's hands over their own players stick and the goalkeeper breaks that player's stick. Is the goalkeeper allowed to continue playing with it?

ANSWER

A goalkeeper may continue to play with a broken stick until a stoppage of play or until a stick has been legally handed over by a teammate. Rule 10.4.

INSTRUCTIONAL VIDEO CLIP



SITUATION 10.17

In Team A's 3rd game of the competition, A91 has its stick measured and it was found to be illegal for the third time in that competition. What penalty(ies) is (are) assessed?

ANSWER

The player is assessed a minor penalty. Rule 10.5.

INSTRUCTIONAL VIDEO CLIP



SITUATION 10.18

Team Blue #10 checks Team White #12 with a legal contact (both in the male and female category). Both players lose their sticks. In a hurry, they both pick up a stick thinking it is theirs. Play continues with Team Blue going down the ice and #10 scores a goal. At this time Team White #12 comes to the officials in protest saying that #10 scored with what is deemed to be the opponents stick. What is the call on the ice, Goal or no Goal? Are other penalties assessed on the play?

ANSWER

No Goal. Both players will get a minor penalty for playing with an illegal stick. Rule 10.3. This is consistent with Situations 10.4 and 10.14

INSTRUCTIONAL VIDEO CLIP



EQUIPMENT

SITUATION 10.19

Can a player on the ice carry two player's sticks so that the player can give one to a teammate who has lost or broken its stick?

ANSWER

Yes, however, if the skater participates in the play, checks an opponent, intentionally prevents the movement of an opponent or intentionally plays the puck while carrying two sticks, the skater shall incur a minor penalty. Rule 10.5.

INSTRUCTIONAL VIDEO CLIP



SITUATION 10.20

A delayed minor penalty is to be called against Team A. Team B scores before the stoppage of play. Team A requests a measurement of the stick of the player on Team B scoring the goal. What action is taken by the Referee?

ANSWER

The delayed minor penalty to Team A is not assessed as a result of the goal by Team B. The Referee will then request the stick of the Team B player who scored the goal. If the stick is illegal, the Team B player is assessed a minor penalty (goal still stands). If the stick is legal, Team A is assessed a bench minor penalty. Rule 10.5 and Rule 15.2.

INSTRUCTIONAL VIDEO CLIP



SITUATION 10.21

Player A4 breaks the stick during play. Player A33, who has a stick exemption for the length of the stick, hands its stick to A4. A33 then leaves the ice on a change. When the whistle goes, Team B immediately approaches the Referee and indicates they wish to have the length of A4's stick measured. Is this allowed?

ANSWER

No measurement should be undertaken by the Referees. Common sense dictates that player A4 couldn't possibly be made responsible for taking a stick that has been deemed fit for use by the IIHF for A33. If the skater would have come from the bench with this stick, perhaps this is a different story as they would then be trying to circumvent the spirit of the exemption rule. Rule 10.1.

INSTRUCTIONAL VIDEO CLIP



EQUIPMENT

SITUATION 10.22

A broken stick is on the ice in the slot area. The goalkeeper pushes the broken stick into the net to get it out of the way of the play. One end of the stick extends out of the net onto the goal line. A shot is taken by the opposing team and the puck hits the end of the broken stick preventing it from crossing the goal line. What is the ruling by the Referees?

ANSWER

Unless in the judgment of the Referees the goalkeeper placed the stick on the goal line on purpose, no penalty shall be assessed and unfortunate for the opposing team, the puck did not enter the goal, so no goal can be awarded. If the referee judge this was done on purpose, rule 67.3 and 67.5 is to be used

INSTRUCTIONAL VIDEO CLIP



SITUATION 10.23

The referee is asked to measure the curvature of a stick blade and the referee find it to be illegal. What shall the referee do with the stick?

ANSWER

The stick shall be returned to the Team at the players' bench by the Referee. Rule 10.5.

INSTRUCTIONAL VIDEO CLIP



SITUATION 10.24

Team A scores a goal in the third period. Immediately, the Team B Captain approaches the Referee and asks that the curvature of the stick of the player scoring the goal be measured. Is this permitted? If no, what, if anything, is assessed to the Team B Captain for requesting the measurement? If yes, what happens if the stick is illegal?

ANSWER

This is permitted. However, a goal cannot be disallowed as a result of the measurement. If the stick is illegal, the Team A player will be assessed a minor penalty. If the stick is legal, Team B will be assessed a bench minor penalty. Rule 10.5.

INSTRUCTIONAL VIDEO CLIP



SITUATION 10.25

At a stoppage of play, the Team A Captain requests that you measure an opponent's stick to see if the curvature of the blade is legal

EQUIPMENT

or not. Team B, knowing that they may get caught with an illegal stick, sends their Captain over to the Referee to request the referee to measure the curvature of the blade of one of the Team A players who is still on the ice. What shall the Referee do?

ANSWER

The Referee will measure both sticks and assess the appropriate penalties based on the results of the two measurements. Rule 10.5.

INSTRUCTIONAL VIDEO CLIP



RULE 11 GOALKEPPERS EQUIPMENT

SITUATION 11.1

No situation.

RULE 12 ILLEGAL EQUIPMENT

SITUATION 12.1

Team A requests that the Referee examine the palm of the glove of an opposing player. The Referee, upon inspecting the glove, finds the glove to be missing the palm. What does the Referee do? What penalties, if any, are assessed? Are any penalties assessed if the glove proves to be in good condition? Where do you find this in the rule book?

ANSWER

If the Referee determines that the palm of the glove has been removed or cut where it permits the use of the bare hand, the offending player shall be assessed a minor penalty. If the glove proves to be in good condition, the complaining team shall be assessed a bench minor penalty for delaying the game. Rule 12.2.

INSTRUCTIONAL VIDEO CLIP



SITUATION 12.2

A player on Team A has its elbow pad uncovered and is involved in play on the ice. This is brought to the attention of the Referee at the next stoppage in play. What is the proper procedure?

ANSWER

Warn the player to cover up the elbow pad and a second violation by the same player would result in a minor penalty. Rule 12.1.

INSTRUCTIONAL VIDEO CLIP



EQUIPMENT

RULE 13 PUCK

SITUATION 13.1

During play another puck is thrown onto the ice by a fan. Is it mandatory that the officials stop play immediately? Where do you find this in the rule book?

ANSWER

No, play shall not be stopped but shall continue with the legal puck until the play then in progress is completed by change of possession. Rule 13.3.

INSTRUCTIONAL VIDEO CLIP



RULE 14 ADJUSTMENT TO CLOTHING OR EQUIPMENT

SITUATION 14.1

A goalkeeper requires adjustments to its leg pads. Is the goalkeeper allowed to proceed to the Players' Bench, or must the goalkeeper remain at the net?

ANSWER

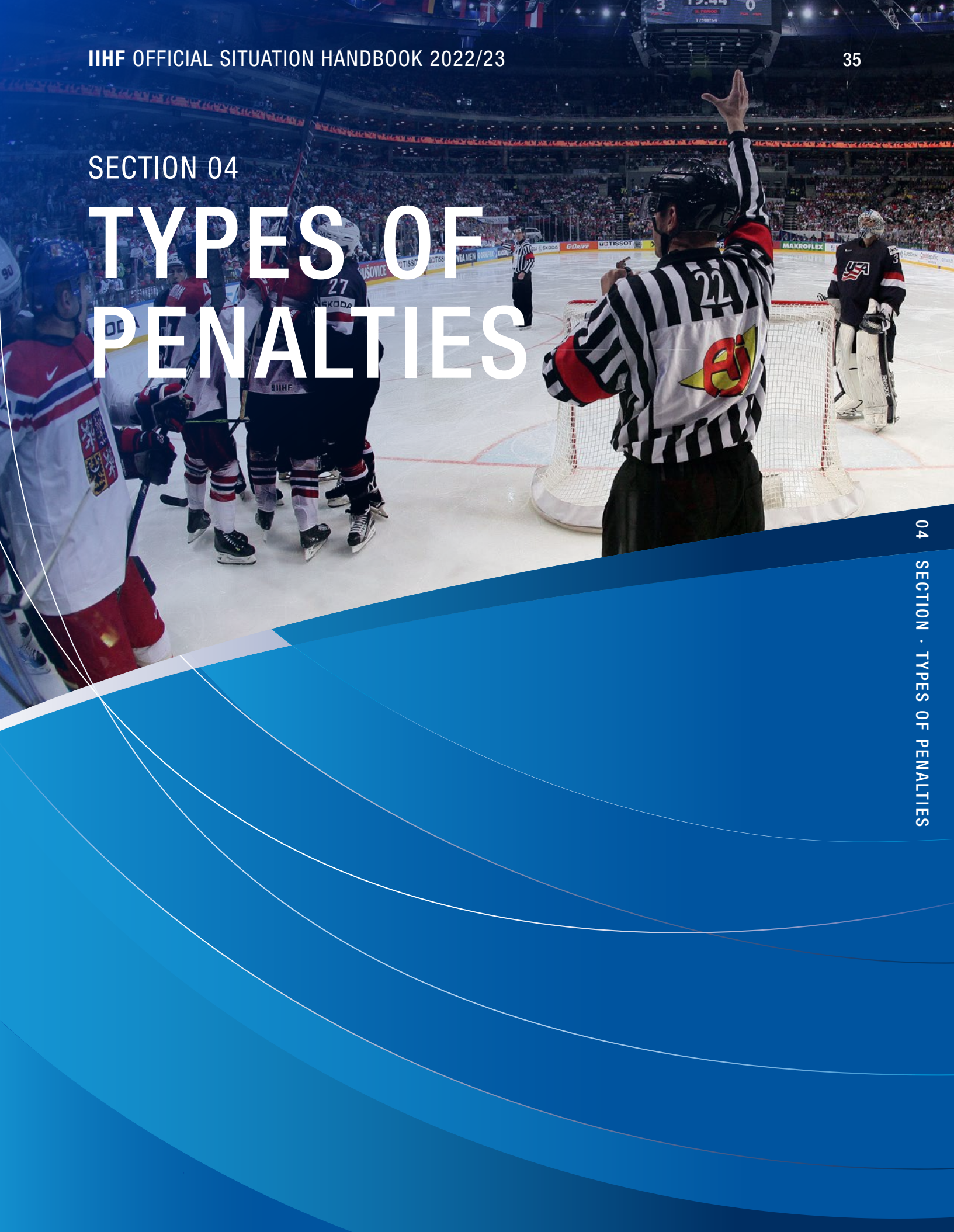
The goalkeeper may go to the Players' Bench, with the officials' permission, to have its equipment repaired provided the anticipated delay is minor in nature. If the delay becomes significant, the goalkeeper must be replaced by a substitute until the next stoppage of play. Rule 14.1.

INSTRUCTIONAL VIDEO CLIP



SECTION 04

TYPES OF PENALTIES



TYPES OF PENALTIES

RULE 15 CALLING OF PENALTIES

SITUATION 15.1

A minor penalty is being signaled by the Referee against A44. The teammate to A44, A16, who is in its defending zone gains possession and control of the puck and as the whistle blows for the delayed penalty, A16 shoots the puck which goes over the glass and into the crowd. How does the Referee handle this situation? Where do you find this in the rule book?

ANSWER

Since the whistle is blown to stop play as soon as Team A gains possession and control of the puck, no additional penalty is assessed to Team A16 for shooting the puck over the glass into the crowd. Rule 15.1, paragraph 2. NOTE: A penalty may still be imposed to A16 if, in the opinion of the Referee, A16 shoots the puck over the glass deliberately as a way of disputing the ruling of the official. Rule 39.1 and Rule 63.2 (II).

INSTRUCTIONAL VIDEO CLIP



SITUATION 15.2

A delayed penalty is signaled on Team A. While Team B has control of the puck, the whistle is blown for intentional off-side. Where is the face-off?

ANSWER

Face-off spot in Team A's defending zone. Rule 83.6 (II) (Also 76.2 and 15.5 – not one of the exceptions).

INSTRUCTIONAL VIDEO CLIP



SITUATION 15.3

At 0:43 remaining in the third period and with the Team A goalkeeper removed for an extra attacker, the Referee signals a delayed minor penalty against Team A. During this delayed calling of the penalty, a Team B player gets a breakaway. A Team A player throws its stick at the Team B puck carrier and the Referee stops play and awards a goal to Team B. Is the delayed minor penalty still assessed?

ANSWER

No, the minor penalty is not assessed as a result of the goal being scored by Team B (awarded). Rule 15.2, Rule 16.2, Rule 25.1 and 25.3.

INSTRUCTIONAL VIDEO CLIP



TYPES OF PENALTIES

SITUATION 15.4

A3 is about to be assessed a double-minor penalty for high-sticking. While this infraction is on delay, A12 crosschecks a Team B player in front of the net and this penalty is on delay as well. Team B scores while both infractions are on delay. What penalty or penalties are assessed at the stoppage?

ANSWER

This is Captain's choice for Team A. They can choose to play one player shorthanded for four minutes, A3's double-minor penalty is served and A12's minor penalty is washed out. Or, they can play two players shorthanded for two minutes by serving the A12 minor penalty and one minor of the double-minor penalty assessed to A3. Rule 15.2.

INSTRUCTIONAL VIDEO CLIP



SITUATION 15.5

The Referee signals a delayed penalty against Team A6 and is going to award a Penalty Shot as a result of that infraction. Before play is stopped, A6 commits another infraction calling for a minor penalty. Team B scores before the play is stopped to assess the penalties. What is the Referee's decision?

ANSWER

The delayed minor penalty for which the Penalty Shot was to be awarded is washed out as a result of the goal by Team B and Team A6 goes to the Penalty Box to serve the second minor penalty. Rule 15.2 and Rule 15.4.

INSTRUCTIONAL VIDEO CLIP



SITUATION 15.6

Team A is serving a Minor penalty. The Referee signals a delayed penalty calling for a Penalty Shot against a player on Team A. Team B scores a goal prior to the stoppage of play. What action is taken by the Referee?

ANSWER

The minor penalty being served expires on the scoring of the goal by Team B. The minor (double-minor, major or match) penalty that was originally going to result in the Penalty Shot, is now assessed and served in its normal manner. Rule 15.2 and 15.4.

INSTRUCTIONAL VIDEO CLIP



TYPES OF PENALTIES

RULE 16 MINOR PENALTIES

SITUATION 16.1

At 5:00 on the clock, A15 and B12 are assessed coincidental minor penalties. At 4:30 on the clock, A23 is assessed a major penalty. Play resumes and an additional minor penalty is signaled against A6. During the delayed calling of the penalty, Team B scores at 4:00 on the clock. What action is taken by the Referee? Where do you find this in the rule book?

ANSWER

In this situation, the minor penalty signaled against A6 is not assessed as a result of the goal scored by Team B. Rule 16.

INSTRUCTIONAL VIDEO CLIP



SITUATION 16.2

With 3:18 on the clock in the third period, Team A42 is assessed a double-minor penalty for high-sticking. With 1:27 left in the third period, Team A16 is assessed a minor penalty for holding and an additional minor penalty for unsportsmanlike conduct. With 0:52 left on the clock, Team B scores. As a result of the goal, what should be showing on the penalty time clock for Team A?

ANSWER

The penalty time clock for Team A shall now read:

A42 – 1:34

A16 – 2:00

When the goal is scored, Team A16's first minor penalty has 1:25 left. Therefore, this is the minor penalty with the least amount of time remaining and must be the penalty that expires because of the goal scored by Team A. Rule 16.2.

INSTRUCTIONAL VIDEO CLIP



SITUATION 16.3

When a goal is awarded to a team with a player advantage due to a minor penalty being served by the opposing team, does the minor penalty expire because of the Awarded Goal?

ANSWER

Yes. Rule 16.2.

INSTRUCTIONAL VIDEO CLIP



TYPES OF PENALTIES

SITUATION 16.4

Team A scores on a Penalty Shot while on the power play. Does that mean that Team B get the penalized player back in play? Where do you find this in the rule book?

ANSWER

No, Team B is not getting any players back on the ice when a goal is scored on a Penalty Shot. Rule 16.2.

INSTRUCTIONAL VIDEO CLIP



SITUATION 16.5

Team A is shorthanded by reason of a minor penalty. Team A apparently scores but it goes undetected and play continues. Now a delayed minor penalty is signaled against Team A and during the delay, Team B scores. What action is taken by the Referees?

ANSWER

ANSWER #1

The apparent goal by Team A will be reviewed by the Video Review Consultant at the stoppage of play. If the review determines there was a good goal scored on the play, the game clock will be re-set to the time of the goal, the original minor penalty to Team A will have its time adjusted as well, the second penalty to Team A will be assessed in the normal manner and the Team B goal will not count.

ANSWER #2

The apparent goal by Team A will be reviewed by the Video Review Consultant at the stoppage of play. If the review determines that no goal was scored on the play, the Team B goal shall count, the original penalty to Team A will expire as a result of the goal, and the second penalty to Team A will be assessed in the normal manner.

ANSWER #3

If the apparent goal scored by Team A is deemed to have entered the goal illegally, the goal shall be disallowed and since the play should have been stopped for this disallowed goal, no goal can be awarded to Team B. The clock (including penalty time clocks) must be re-set to the time of the disallowed Team A goal. Any penalties signaled during the period of the time between the apparent goal and the next stoppage of play shall be assessed in the normal manner. Team A will be shorthanded by 2 players when play resumes. Rule 16.2 and Rule 78.6.

INSTRUCTIONAL VIDEO CLIP



TYPES OF PENALTIES

RULE 17 BENCH MINOR PENALTIES

SITUATION 17.1

Team A receives a bench minor penalty for too many players on the ice. Team A's Coach protests to the point where the team is assessed a bench minor penalty (unsportsmanlike conduct). Does Team A play one skater short-handed for four minutes or two skaters short-handed for two minutes?

ANSWER

These infractions are two separate acts and must be served by two separate players as designated by the Coach through the playing Captain. Rule 17.1.

INSTRUCTIONAL VIDEO CLIP



SITUATION 17.2

Further to Situation A above, if the second bench minor penalty is assessed at a stoppage of play after the first bench minor penalty has already begun, does Team A have to place a second player in the Penalty Bench and play two players shorthanded or could the time be added to the existing bench minor penalty causing Team A to remain one player short-handed?

ANSWER

Again, this is a separate bench minor penalty from the original and must be served by another player, thus making the team two players short-handed. Rule 17.1.

INSTRUCTIONAL VIDEO CLIP



SITUATION 17.3

When a team is assessed a penalty for committing a second face-off violation, who must serve that penalty? Where do you find this in the rule book?

ANSWER

Since it is a bench minor penalty for delaying the game, any player except the goalkeeper from that team may be designated to serve the bench minor penalty. Rule 17.1 and Rule 76.6.

INSTRUCTIONAL VIDEO CLIP



TYPES OF PENALTIES

SITUATION 17.4

During a face-off in the end zone, Team A has already had their center warned for a face-off violation. The winger for Team A encroaches and Team A is penalized for committing a second face-off violation. Who must serve the bench minor penalty? Where do you find this in the rule book?

ANSWER

Any player (except a goalkeeper) of the offending team may be designated to serve the bench minor penalty. Rule 17.1 and Rule 76.6.

INSTRUCTIONAL VIDEO CLIP



SITUATION 17.5

Team A is called for too many players on the ice. Team A's Coach protests to the point that the team is assessed a bench minor penalty. The Referee gives the Team A coach the option to play five on four for four minutes or five on three for two minutes. Where do you find this in the rule book?

ANSWER

This option by the Referee is wrong. These infractions are two separate acts and must be served by two separate players (five on three for two minutes). Rule 17.1.

INSTRUCTIONAL VIDEO CLIP



RULE 18 DOUBLE MINOR PENALTIES

SITUATION 18.1

How many fouls have a double-minor penalty as an option? Name them? Where can you find this quickly in the rule book?

ANSWER

Four fouls have double-minor penalties as an option. Butt-ending, Head-butting, High-sticking, and Sparring. Also a second failed Coach's challenge will be assessed with a double-minor penalty (delay of game). Refer to Table 4.

INSTRUCTIONAL VIDEO CLIP



TYPES OF PENALTIES

RULE 19 COINCIDENTAL PENALTIES

SITUATION 19.1

The following penalties are assessed at the same stoppage of play in the second period:

Team A	Team B
A45 – 2 + 5	B12 – 5
A14 – 2 + 5	B52 – 5
A20 – 5	B29 – 5 + 5

What is the on-ice strength of both teams and how do you come to that conclusion?

ANSWER

All major penalties to Team A are eliminated using the coincidental penalty rule 19. Therefore, Team A must place two players in the Penalty Box to serve the minor penalties to A45 and A14. Team A will play two players short-handed for two minutes.

Three of the four major penalties to Team B are eliminated using the coincidental penalty rule. Team B will play one player short-handed for five minutes. The team has the choice to either have B12 or B52 serve the five-minute time penalty, or they can place another player in the box to serve the extra five-minute penalty assessed to B29.

For the first two minutes, the on-ice strength will be 4 on 3 in favor of Team B. After two minutes, the on-ice strength will become 5 on 4 in favor of Team A.

INSTRUCTIONAL VIDEO CLIP



SITUATION 19.2

The following penalties are assessed at the same stoppage of play:

Team A	Team B
A3 – 5 + GM – elbowing	B7 – 2 – roughing
A34 – 5 – fighting	B11 – 5 – fighting

By applying the coincidental penalty rule we can determine that Team A will play short-handed for 5 minutes and Team B will play short-handed for 2 minutes. Which Team A player's penalty goes up on the penalty time clock? What is your rationale?

ANSWER

This is the Team A's choice. However, should the team choose to put A3's penalty on the penalty time clock, they will have to place an additional player in the Penalty Box. If they choose to place A34's penalty on the penalty time clock, the player will be permitted to exit immediately upon the expiration of the major penalty for fighting. No additional player would be required to sit for the major penalty to A3 in this case. Rule 19.1.

INSTRUCTIONAL VIDEO CLIP



TYPES OF PENALTIES

SITUATION 19.3

Near the end of the first period, Team A is short-handed by reason of a minor penalty that will carry over into the second period. Just before the buzzer sounds to end the first period, the Referee signals a delayed minor penalty to a player on Team B. The penalty is assessed when the buzzer sounds to end the period (0:00 on the clock). When the teams return to the ice to start the second period, another player on Team A is assessed a minor penalty for unsportsmanlike conduct (20:00 on the clock). What is the on-ice strength to start the period?

ANSWER

The on-ice strength to start the period is five on four skaters in favor of Team B. The minor penalty assessed to Team B at the end of the first period and the minor penalty assessed to Team A at the start of the second period are deemed to be assessed at the same stoppage of play and are therefore coincidental and since Team A was already short-handed, they do not go up on the penalty time clock. Rule 19.1.

INSTRUCTIONAL VIDEO CLIP



SITUATION 19.4

With under five minutes remaining in the third period, a Team A player is assessed a major penalty and two Team B players are assessed minor penalties each. What goes on the penalty time clock and what is the on-ice strength (NOTE: no other penalties are in effect at the time). Where do you find this in the rule book?

ANSWER

Since two players from Team B were penalized in this situation, Rule 19.4 is not applicable. Therefore, five minutes goes on the penalty clock for Team A and two separate minor penalties go on the penalty clock for Team B and the on-ice strength is four on three in favor of Team A. Rule 19.4.

INSTRUCTIONAL VIDEO CLIP



SITUATION 19.5

Both teams are playing at full strength. At the same stoppage of play, Player A21 is assessed two minutes for interference on the goalkeeper and two minutes for roughing. Player B1 (the goalkeeper) is assessed two minutes for slashing and player B25 is assessed two minutes for roughing. What is the on-ice strength? Who serves the penalty for the goalkeeper? Where do you find this in the rule book?

ANSWER

The on-ice strength is five skaters against five skaters. Rule 19.1 and 19.5. The minor penalty assessed to the goalkeeper must be

TYPES OF PENALTIES

served by another member of the team who was on the ice when the offense was committed (even though no penalty times go up on the penalty time clock). A penalized player may not serve a goalkeeper's penalty. Rule 27.1.

INSTRUCTIONAL VIDEO CLIP



SITUATION 19.6

The following penalties are assessed at the same stoppage of play (this does NOT occur in the last five minutes of the game or overtime):

Team A	Team B
A3 – 2+5	B5 – 2+5
A4 – 2+2+5	B7 – 5+5

What is the resulting on-ice strength and time of penalties to be served and by whom? Where do you find this in the rule book?

ANSWER

Team A will be short-handed either one player for four minutes, or two players for two minutes each (team choice). Team B will be short-handed for five minutes (team choice). Rule 19.

INSTRUCTIONAL VIDEO CLIP



SITUATION 19.7

The following penalties are all assessed at the same stoppage of play in the second period:

- A12 – minor slashing, major elbowing, major fighting
- B23 – minor instigator, major fighting, game misconduct
- B37 – major slashing

What is the on-ice strength for both teams (no other penalties were in effect at the time)?

ANSWER

Teams play at full strength. Rule 19.

INSTRUCTIONAL VIDEO CLIP



SITUATION 19.8

With 4:59 remaining in the third period, Team A is assessed a major penalty and Team B is assessed a minor. What goes on the clock?

TYPES OF PENALTIES

Where is the ensuing face-off conducted? Where do you find this in the rule book?

ANSWER

Team A will have 3:00 placed on the penalty clock (major penalty) and Team B will have no time placed on the penalty time clock. The ensuing face-off will be conducted at one of the end zone face-off spots in Team A's defending zone. Rule 19.4 and Rule 76.2.

INSTRUCTIONAL VIDEO CLIP



SITUATION 19.9

There is 2:45 left in the third period. Team A is already playing two players shorthanded. At this stoppage of play, a Team A player is assessed a minor penalty and a Team B player is assessed a major penalty. What is the on-ice strength when play resumes? What do you see on the penalty clock? Where do you find this in the rule book?

ANSWER

The on-ice strength is 4 on 3 in favor of Team B. The existing penalties for Team A remain on the penalty clock. Because this happens in the last 5 minutes of the game, the minor to Team A nullifies 2 minutes of Team B's major penalty and 3 minutes goes up on Team B's penalty clock. Penalty clock looks like this:

Team A	Team B
A3 0:45	B6 3:00
A8 1:10	

Rule 19.4.

INSTRUCTIONAL VIDEO CLIP



SITUATION 19.10

A8 and Team B7 both receive minor penalties for high-sticking. Their penalties occur at 10:30 of the second period. A1 receives a minor for tripping at 11:00 of the second period. Team B scores a goal at 11:30. What player will come back in to play and why? Where do you find this in the rule book?

ANSWER

A1 gets back on the ice as the A8 is serving a coincidental minor penalty. Rule 19.1.

INSTRUCTIONAL VIDEO CLIP



TYPES OF PENALTIES

SITUATION 19.11

With 7:57 remaining in the second period, Team A3 is assessed a major penalty for fighting. Team B27 is assessed a major penalty for fighting. Team A65 is assessed a minor penalty for roughing. Team B12 is assessed a minor penalty for roughing. The major penalties wash out and the coincidental minors go up on the penalty clock and we play four on four. True or False?

ANSWER

False. Rule 19.1, "...equal number of minor and major penalties shall be eliminated using the coincident penalty rule and any differential in time penalties shall be served in the normal manner and displayed on the penalty time clock accordingly. If there is no differential in time penalties, all players will serve their allotted penalty time, but will not be released until the first stoppage of play following the expiration of their respective penalties."

INSTRUCTIONAL VIDEO CLIP



SITUATION 19.12

With 4:15 left to play in the game the play is stopped in Team B's defending zone. One Team B player is assessed a minor penalty and one Team A player is assessed a major penalty. What should the officials do?

ANSWER

Three minutes goes up on Team A's penalty clock. The face-off is in Team A's defending zone. Rule 19.4 and Rule 76.2.

INSTRUCTIONAL VIDEO CLIP



SITUATION 19.13

Teams are playing 4 on 4. With 3:30 remaining in the 3rd period we have a scrum after the whistle. The following penalties are assessed.

Team A	Team B
A2 2:00	B12 2:00
A6 2:00	B84 2:00
A7 2:00	B68 2:00
A12 5:00	B69 4:00

What goes on the clock? What is the on-ice strength? Where do you find this in the rule book?

ANSWER

On ice strength is Team A 3 players and Team B 4 players. A12 1:00 goes on the clock. Rule 19.4.

TYPES OF PENALTIES

INSTRUCTIONAL VIDEO CLIP



SITUATION 19.14

With less than five minutes remaining in the third period, the following penalties are assessed:

Team A	Team B
#7 – 5 min	#6 – 2 min + 2 min
	#5 – 2 min

- Does Rule 19.4 apply?
- If A8 is assessed 2 min – does Rule 19.4 apply now?

ANSWER

- No, Rule 19.4 does not apply. This rule only applies when penalties are assessed to one player on each team or when coincidental penalties are negated leaving one player on each team with penalties.
- Yes, Rule 19.4 applies. A one-minute major penalty for A7 would go up on the penalty time clock.

INSTRUCTIONAL VIDEO CLIP



SITUATION 19.15

The following penalties are assessed at the same stoppage of play:

A3 – 5 + 2	B7 – 5 + 2
A4 – 5 + 2 + 2	B8 – 5 + 5

What options are available to the teams with respect to the coincidental penalty rule?

ANSWER

Option1:

A3–5+2-B57–5+2

A4–5+2+2-B8–5+5

Team A would place an additional player in the Penalty Box and play one player short for 4 minutes. Team B would place an additional player in the Penalty Box and play one player short for 5 minutes.

Option2:

A3–5+2-B7–5+2

A4–5+2+2-B8–5+5

Team A would place two additional players in the Penalty Box and play two players short for 2 minutes. Team B would place an additional player in the Penalty Box and play one player short for 5 minutes.

TYPES OF PENALTIES

Option-3:

A3–5+2-B7–5+2

A4–5+2+2-B8–5+5

Team A would place an additional player in the Penalty Box and play one player short for 4 minutes. Team B would place an additional player in the Penalty Box and play one player short for 5 minutes. Rule 19.1 and rule 19.5.

INSTRUCTIONAL VIDEO CLIP



SITUATION 19.16

Team Blue is playing shorthanded by reason of a minor penalty and the play is stopped in the defending zone to assess an additional minor penalty to Team Blue, this one for slashing. Team Red is about to go on a 5 on 3 powerplay. At the ensuing face-off, Team Red commits a face-off violation and is assessed a bench minor penalty. What is the on-ice strength when play resumes?

ANSWER

The on-ice strength shall be 5 on 4. The minor penalty for slashing by Team Blue and the bench minor penalty for face-off violation to Team Red are considered to have occurred at the same stoppage of play, and therefore are not served on the penalty time clock. Face-off location is not altered with the assessment of coincidental minor penalties. Rule 19.1

INSTRUCTIONAL VIDEO CLIP



RULE 20 MAJOR PENALTIES

SITUATION 20.1

The following penalties are assessed at the same stoppage of play:

A7 5 + 5 + GM B3 5 + 2

A11 5 + 2 B17 5 + 2 + 2

All 5-minute penalties are majors (no match penalties assessed). What will be the on-ice strength for both teams? What will the substitution requirements be for the penalized players?

ANSWER

Team A will be one player short for 5 minutes. Team B (captain) has the choice to either play one player short for 4 minutes or two players short for 2 minutes. Team A will have to place an additional player in the box to serve the time penalty for the major immediately. Team B must place either one additional player in the box for 4 minutes or two additional players in the box for 2 minutes each. Rule 20.3.

TYPES OF PENALTIES

INSTRUCTIONAL VIDEO CLIP



SITUATION 20.2

The Referee assesses a major penalty to a player on Team A. After video review of the play at the penalty bench, can the Referee elect to nullify the penalty entirely?

ANSWER

No. The referee can either confirm the original major penalty call or reduce the original call to a minor penalty for the same infraction. Rule 20.6.

INSTRUCTIONAL VIDEO CLIP



RULE 21 MATCH PENALTIES

SITUATION 21.1

A player on Team A has received a match penalty. Team A does not wish to designate a substitute to take place in the Penalty Bench immediately. Can this be allowed?

ANSWER

No. A player must be designated by Team A to serve the match penalty immediately. The offending team does not have the option of waiting to place the substitute in the Penalty Box. Rule 21.2.

INSTRUCTIONAL VIDEO CLIP



SITUATION 21.2

When reviewing a major or match penalty using the technology available in the penalty box, can the Referee request assistance from Video Operator in what penalty to assess?

ANSWER

No, the Video Operator is only allowed to deliver the film, not make any decision regarding what to call on the play. Rule 20.6 and Rule 21.5

TYPES OF PENALTIES

INSTRUCTIONAL VIDEO CLIP



SITUATION 21.3

There are several rules listed in Table 8 that can result in the assessment of a match penalty. Are match penalties limited to these infractions?

ANSWER

No, any act that can be judged as recklessly endangerment can be assessed as a match penalty. No specific rule other than Rule 21 needs to be identified if not specifically covered in the rules.

INSTRUCTIONAL VIDEO CLIP



RULE 22 MISCONDUCT PENALTIES

SITUATION 22.1

Team A is shorthanded with 1:30 remaining in the minor penalty. At this stoppage of play, one player from each team is assessed a minor penalty. At the next stoppage of play, one of these players serving coincidental minors is assessed an additional misconduct penalty. Does that team have to place an additional player in the box now to finish serving the minor penalty or can the original player serve the balance of the minor penalty plus the misconduct without any substitution required?

ANSWER

Since there is no on-ice manpower advantage involved (due to the minor penalties being coincidental and not on the penalty time clock) and the player who earned the misconduct is already in the Penalty Box, no additional substitute is required. Rule 19.1 and 22.3.

INSTRUCTIONAL VIDEO CLIP



SITUATION 22.2

Any player who is assessed a second 10-minute misconduct penalty in the same game shall automatically be assessed a game misconduct penalty. True or False?

ANSWER

True. Rule 22.

TYPES OF PENALTIES

INSTRUCTIONAL VIDEO CLIP



RULE 23 GAME MISCONDUCT PENALTIES

SITUATION 23.1

The buzzer has sounded to end the game. As players and Coaches are leaving the ice, one of the assistant Coaches for the losing team begins to direct profane language at the on-ice officials. What penalties is to be assessed?

ANSWER

The offending Coach is to be assessed a game misconduct penalty. Rule 39.5(II) and Rule 75.5(II).

INSTRUCTIONAL VIDEO CLIP



SITUATION 23.2

Following a fight, the Linesperson escorting the visiting player off the ice witnesses the player being verbally taunted by a fan. The player responds by grabbing and shaking the spectator. What does the Linesperson do?

ANSWER

The Linesperson reports what was witnessed to a Referee and a game misconduct should be assessed and a report of the incident shall be made for further process outlined in the IIHF disciplinary code. Rule 23.8 states that interfering with or striking a spectator shall result in the assessment of a game misconduct penalty. Rule 32.4 states that a Linesperson must report upon the completion of play, any circumstances pertaining to the assessment of a game misconduct penalty.

INSTRUCTIONAL VIDEO CLIP



RULE 24 PENALTY SHOT

SITUATION 24.1

During a Shootout attempt (or Penalty Shot) the shooter, on its way towards the goal, over-skates the puck. The puck continues to slide towards the goal and the player loops back and picks up the puck and continues towards the goal for the attempt. Is this legal?

ANSWER

Yes. As long as the puck does not come to a complete stop, the player may retrieve the puck and continue towards the goal in an attempt to score. Rule 24.2.

TYPES OF PENALTIES

INSTRUCTIONAL VIDEO CLIP



SITUATION 24.2

Prior to a game, a Coach asks the referee where in the rulebook you might find references to the “spin-orama” move in the rule book.

ANSWER

It can be found in Rule 24.2. it is not a legal move during a Penalty Shot or Shootout attempt.

INSTRUCTIONAL VIDEO CLIP



SITUATION 24.3

On a Shootout or Penalty Shot attempt, the shooter is poised to take the shot and as the player gets to about the hash marks of the face-off circles, The player fans on the shot and doesn't shoot it (but the actions look as if the player tried to shoot it). The puck continues towards the goal line, the player regains the puck and shoots it and ultimately scores. Does this goal count? What is your rationale?

ANSWER

Yes, this goal shall count. The puck was not actually shot. The puck remained in motion towards the goal line. There was no rebound. Rule 24.2.

INSTRUCTIONAL VIDEO CLIP



SITUATION 24.4

Can a goalkeeper be changed “on the fly” (i.e. can the goalkeeper on the ice be switched with the back-up goalkeeper while play is in progress)?

ANSWER

Rule 74.1 states, “Players may be changed at any time during the play from the Players’ Bench...” So, since goalkeepers are not specifically excluded, then yes, goalkeepers can be changed on the fly. However, there are three exceptions to this:

- a. If the goalkeeper on the bench comes into the game at a stoppage of play to replace the goalkeeper on the ice who has been injured, they cannot switch places until the next stoppage of play. Rule 8.2
- b. If the team chooses to replace their goalkeeper to defend against a Penalty Shot, the replacement goalkeeper must remain in the game until the next stoppage of play. Rule 24.2.
- c: In overtime, once the goalkeeper has been removed for an extra attacker, the goalkeeper must wait until the next stoppage of play

TYPES OF PENALTIES

before returning to the ice. Any attempt to return to the ice prior to the next stoppage of play (“on the fly”) shall be deemed to be an illegal substitution and a bench minor penalty shall be assessed. Rule 74.5

It should be noted that the reference to goalkeepers’ substitution in Rule 82.1 last paragraph, pertains to changing goalkeepers during a stoppage of play and is not applicable for the scenario presented in this question.

INSTRUCTIONAL VIDEO CLIP



SITUATION 24.5

A player is fouled from behind on a breakaway and the Referee signals a delayed penalty (and a Penalty Shot will be awarded when the offending team gains control of the puck). There is a scramble in the crease and a defending team’s skater covers the puck with the hand in the crease. This too calls for a Penalty Shot. How should the Referee proceed? Where do you find this in the rule book?

ANSWER

The Referee shall award two Penalty Shots. However, only one goal can be scored or awarded at a single stoppage of play. Should the first Penalty Shot result in a goal, the second shot would not be taken but the appropriate penalty would be assessed and served for the infraction committed. Rule 24.6.

INSTRUCTIONAL VIDEO CLIP



SITUATION 24.6

A defending player blocks a shot by the attacking skater and the puck deflects just over the blue line into the neutral zone. The player who blocked the shot has a great opportunity to get to the loose puck and head down the ice on a breakaway. However, the skater is fouled (tripped) just inside the own defensive zone and denied a chance to get to the loose puck. What is the ruling by the Referee?

ANSWER

Minor penalty for tripping. The player fouled was not yet in the neutral zone and therefore a Penalty Shot cannot be awarded. Rule 24.8.

INSTRUCTIONAL VIDEO CLIP



SITUATION 24.7

A Team A player takes a shot towards the opponent’s goal from just inside the attacking blue line. A Team B defending player blocks

TYPES OF PENALTIES

the shot and the puck deflects past the Team A shooter and into the neutral zone. The Team B player who blocked the shot skates past the Team A player, over the blue line into the neutral zone, and will be on a breakaway when the player gets to the loose puck. The player is hooked from behind and the Referee raises the arm for a Penalty Shot. One second after the penalty is signaled the period ends. Even if the Team B player had not been hooked, the player would never have had time to skate down the ice with the puck to make an attempt on the goal. With this fact in mind, is the Penalty Shot still awarded? Where do you find this in the rule book?

ANSWER

No. A minor penalty for hooking should be called. The rationale is that since the time in the period expired, the player was never denied a reasonable chance to score, and therefore the foul did not meet all the criteria required to award a Penalty Shot. Rule 24.8(III); Rule 55.2; Rule 55.5; and Rule 57.3.

INSTRUCTIONAL VIDEO CLIP



SITUATION 24.8

Team B has been awarded a Penalty Shot. Team A selects to replace their goalkeeper for the Penalty Shot. Does the Team A replacement goalkeeper have to stay in the game after facing the Penalty Shot? Where do you find this in the rule book?

ANSWER

Yes, the team A goalkeeper must stay in the game until the next stoppage of play. Rule 24.2.

INSTRUCTIONAL VIDEO CLIP



SITUATION 24.9

During the Shootout what should the Referee do if the goalkeeper leaves the crease prior to the shooter touching the puck? What if the goalkeeper does it a second time? Where do you find this in the rule book?

ANSWER

For the first violation, if the shot fails, the Referee will allow the shot to continue, and if the shot fails, the referee will allow the shot to be taken over again. If the goalkeeper does it a second time and the shot fails allow the shot to be taken over, and the Referee may assess the goalkeeper a misconduct, and the team would be required to designate a player that has yet to shoot to serve the goalkeeper's misconduct penalty which now makes that player ineligible for the Shootout. Rule 24.4.

INSTRUCTIONAL VIDEO CLIP



TYPES OF PENALTIES

SITUATION 24.10

Team A has a 2 on 0 breakaway. A12, who does not have the puck, is hooked by B6. Right after that, A13, who does have the puck, is tripped from behind by B3 and the Referee will assess a Penalty Shot. What goes on the penalty time clock if there is a goal scored on the Penalty Shot? What goes on the penalty time clock if no goal is scored? Where do you find this in the rule book?

ANSWER

A minor penalty to B6 goes on the board regardless of the result of the Penalty Shot. Rule 24.6.

INSTRUCTIONAL VIDEO CLIP



SITUATION 24.11

Team A scores on a Penalty Shot while on the power play does Team B get any player back out on the ice? Where do you find this in the rule book?

ANSWER

No player from team B is back out on the ice when a goal is scored on a Penalty Shot. Rule 16.2.

INSTRUCTIONAL VIDEO CLIP



SITUATION 24.12

A Penalty Shot has been awarded. During the shot a player or Coach from the opposing team throws a stick or other object at the player taking the shot. What actions are taken by the Referee and what penalties are assessed? Where do you find this in the rule book?

ANSWER

If the shot is unsuccessful, the player is awarded a second attempt. The offending team is assessed a bench minor penalty. If a player on the bench is responsible for the distraction, a misconduct is to be assessed to that player. If Coach or team personnel is responsible, that person shall be given a game misconduct penalty and ordered to the dressing room and the matter reported to the Proper Authorities for possible further disciplinary action. Rule 24.4.

INSTRUCTIONAL VIDEO CLIP



TYPES OF PENALTIES

SITUATION 24.13

During a Penalty Shot attempt (or Shootout) the shooter hits the post; the puck goes off the goalkeeper and then directly into the goal. Is this legal? Where do you find this in the rule book?

ANSWER

Yes. No goal can be scored on a rebound of any kind (an exception being the puck off the goal post or crossbar, then the goalkeeper and then directly into the goal). Rule 24.2.

INSTRUCTIONAL VIDEO CLIP



SITUATION 24.14

A Team A player covers the puck with the hand in their own goal crease. The Referee stops play and signals a Penalty Shot. At the stoppage there is a scrum around the net area and Team B's defensive player come into the zone and join the scrum. The Linespersons effectively break up the scrum and the officials proceed to prepare for the Penalty Shot attempt. The Team B player misses the Penalty Shot attempt. Where is the ensuing face-off? Where is the face-off if, during the same scenario as above, Team B is assessed a minor penalty following the scrum? The Team B player again misses the Penalty Shot attempt.

ANSWER

Although Rule 24.5 states, "If a goal is not scored, the puck shall be faced-off at either of the end face-off spots in the zone in which the Penalty Shot was tried," we must consider that following the Penalty Shot being awarded, additional violations of the rules took place. In the first situation above, the point players for the attacking team entered the zone beyond the outer edge of the end zone faceoff circle during an altercation, gathering or "scrum" and therefore, the face-off must be moved to the neutral zone near the blue line of the defending team following the unsuccessful Penalty Shot attempt (Rule 76.2).

In the second situation above, the attacking team is penalized following the awarding of the Penalty Shot. Therefore, following the unsuccessful Penalty Shot attempt, the ensuing face-off must be taken to the penalized team's (Team B's) defending zone at one of the end zone face-off spots (Rule 76.2.).

INSTRUCTIONAL VIDEO CLIP



SITUATION 24.15

Team A12 is on a breakaway and is fouled from behind by Team B6. A12 does not score on the breakaway and therefore a Penalty Shot is signaled by the Referee. During this stoppage of play and before the Penalty Shot begins, A12 slashes B16. How does the Referee handle this situation? Where do you find this in the rule book?

TYPES OF PENALTIES

ANSWER

A12 will not be available to take the Penalty Shot. Instead the coach will need to designate another player to take the shot. A12 will take place in the penalty box and serve the minor for slashing. Rule 24.3.

INSTRUCTIONAL VIDEO CLIP



SITUATION 24.16

During a Penalty Shot, before the shooter gets the shot off, the goalkeeper poke checks the puck causing the puck to go straight up in the air. The puck then deflects off the leg of the oncoming shooter and into the goal. Is this a good goal?

ANSWER

No. Rule 24.2 states that no goal can be scored on a rebound of any kind. Once the goalkeeper makes a play on the puck, the only way a goal can be scored is if the pucks momentum continues over the goal line with no intervention from the shooter, otherwise it is no goal.

INSTRUCTIONAL VIDEO CLIP



SITUATION 24.17

During a Penalty Shot or Shootout attempt, as the player approaches the goal, the goalkeeper poke checks the puck. The puck bounces past the goalkeeper toward the net. The player regains the puck and directs it into the goal. What is the Referee's decision?

ANSWER

No goal can be scored on a rebound of any kind (an exception being the puck off the goal post or crossbar, then the goalkeeper and then directly into the goal). Once the player takes the shot there is no opportunity to play the puck again. Rule 24.2.

INSTRUCTIONAL VIDEO CLIP



SITUATION 24.18

A delayed minor penalty is signaled against a player on Team A. During this delay, a Team B player is tripped while on a breakaway. A Penalty Shot is awarded. The player scores on the Penalty Shot. Is the originally signaled minor penalty to Team A washed out because of the goal scored on the Penalty Shot?

TYPES OF PENALTIES

ANSWER

The originally signaled penalty to Team A must be assessed and served in the normal manner regardless of the result of the Penalty Shot. “No penalty shall expire when a goal is scored against a team on a Penalty Shot. Rule 24.6.

INSTRUCTIONAL VIDEO CLIP



SITUATION 24.19

Team A is one skater short by reason of a minor penalty. Team B player on a breakaway is hooked, resulting in the stick coming up and cutting the Team B player in the face. A Penalty Shot is awarded. The player scores on the Penalty Shot. What is the resulting on ice strength of Team A?

ANSWER

Team A will be two skaters short (5 on 3). Player in the box serves the remainder of the minor penalty. A double minor for the high stick would be announced. The first minor penalty is not assessed since the Penalty Shot was awarded to restore the lost scoring opportunity. The second minor penalty would be assessed and served regardless of whether the Penalty Shot results in a goal. No penalty shall expire when a goal is scored on a Penalty Shot. Rule 24.6.

INSTRUCTIONAL VIDEO CLIP



SITUATION 24.20

Team A has been awarded a Penalty Shot. Team B puts in their substitute goalkeeper for the Penalty Shot. After the Penalty Shot has been taken, when can Team B substitute their original goaltender that they had in goal prior to the Penalty Shot being taken?

ANSWER

The substitute goalkeeper is required to remain in the game until the next stoppage of play. Rule 24.2.

INSTRUCTIONAL VIDEO CLIP



SITUATION 24.21

Team A is serving a minor penalty. Team A commits a foul that will result in the awarding of a Penalty Shot to Team B. During the delayed calling of the Penalty Shot, Team B scores. Is the Penalty Shot awarded?

TYPES OF PENALTIES

ANSWER

No. The scoring of the goal by Team B terminates the minor penalty being served by Team A. The appropriate minor (or major or match) penalty shall be assessed for the delayed penalty originally calling for the Penalty Shot. The purpose of the Penalty Shot is to restore the lost scoring opportunity and since Team B scored on the play, no opportunity was lost, however the foul must still be acknowledged with the assessment of the appropriate penalty. Rule 24.6.

INSTRUCTIONAL VIDEO CLIP



SITUATION 24.22

During a Penalty Shot or Shootout attempt, the goalkeeper, in an attempt at making a save, dislodges the goal accidentally. What does the Referee do?

ANSWER

The Referee must make one of the following determinations:

- Award a goal if the referee deems the player would have scored into the area normally occupied by the net had it not been dislodged.
- Allow the shot to be re-taken if the player does not score or it could not be determined if the puck would have entered the area normally occupied by the net.
- If the goal becomes dislodged after the puck has crossed the goal line thus ending the shot, the above determinations do not apply, the shot is complete.

INSTRUCTIONAL VIDEO CLIP



SITUATION 24.23

Team A attempts to take a shot just inside the attacking blue line. A Team B player blocks the shot and the puck deflects into the neutral zone. The Team B player tries to skate past the Team A player who is now in the neutral zone as well. Realizing that the Team B player will be on a breakaway, the Team A player hooks the Team B player. The Referee signals a delayed Penalty Shot. While the delay is on, the Team B player continues on the breakaway. The same Team A player catches the Team B player and again fouls the player from behind denying a reasonable scoring opportunity. What should the Referee do?

ANSWER

The Referee would assess a Penalty Shot to the Team B player that is fouled to restore the lost scoring opportunity and assess the Team A player an additional minor for hooking. This penalty must be served regardless of whether the shot is successful. (Rule 24.6)

NOTE: Two separate fouls (as they relate to Penalty Shots being awarded) means that two things have happened to warrant the assessment of Penalty Shots. For example, a player is fouled from behind on a breakaway, and then a defending player covers the puck

TYPES OF PENALTIES

in the crease. These would be two separate fouls calling for a Penalty Shot, and therefore, they would be awarded two Penalty Shots. However, in the question above, only one of the two fouls result in a Penalty Shot because only one of the fouls meets all the criteria for a Penalty Shot. The first foul no longer denies the puck carrier a reasonable chance to score since the player can continue on the breakaway (Rule 57.3). Therefore, the first foul is assessed as a minor penalty.

INSTRUCTIONAL VIDEO CLIP



SITUATION 24.24

During a Shootout attempt a player takes a shot on goal, the shot hits the crossbar and then comes back and bounces off the player's shin pad. The puck never touches the goalkeeper and enters the net. Is this a good goal? Where do you find this in the rule book?

ANSWER

No. No goal can be scored on a rebound of any kind (an exception being the puck off the goal post or crossbar, then the goalkeeper and then directly into the goal). Rule 24.2

INSTRUCTIONAL VIDEO CLIP



SITUATION 24.25

While A7 is taking a Penalty Shot, player B2 starts banging the stick on the boards. A7 does not score on the Penalty Shot. What, if anything, should the Referees do?

ANSWER

If the Referees determine that the banging of the stick on the boards was a distraction to A7, then the Referees should award a second Penalty Shot attempt to A7 and assess a bench minor penalty to Team B and a misconduct penalty to B2. Rule 24.4.

INSTRUCTIONAL VIDEO CLIP



SITUATION 24.26

A19 is on a breakaway and is fouled from behind by B5. The Referee raises the arm signaling a delayed penalty. A20 picks up the loose puck, goes in on goal but does not score. What is the Referee's decision?

TYPES OF PENALTIES

ANSWER

A scoring opportunity was not lost since A20 picked up the loose puck. Therefore, a Penalty Shot shall not be awarded however a minor penalty shall be assessed to B5. Rule 24.1.

INSTRUCTIONAL VIDEO CLIP



SITUATION 24.27

Blue #71 hand passes the puck from the defending zone towards the center red line. Blue #75 blows past the Red team's defensive player and will have no players to beat and will be in all alone on the goalkeeper. Red defensive player #54 has no choice but to hook and pull down Blue #75 at the red line. What is the call? Where do you find this in the rule book?

ANSWER

Minor penalty for hooking for #54 Red. Even though the skater was in all alone, a Penalty Shot cannot be awarded since the puck was hand passed from the defending zone and play would have been stopped once #75 touched the puck. All criteria for a Penalty Shot were not met. Rules 24.8(III) and 67.1.

INSTRUCTIONAL VIDEO CLIP



SITUATION 24.28

Team Blue #4 on a Penalty Shot or during a Shootout attempt, skates down the ice toward Team White's goalkeeper. Blue #4 gets in close and makes a move from forehand to backhand coming through the crease. Blue #4 hits the goalkeeper's pad with the skate in connection to the motion that backhands the puck into the net. Contact happens before the goal is scored. What is the call on the ice? Can all officials help on this call? Is this reviewable with the Video Operations to get the call right?

ANSWER

No goal on the play and all four officials can help to make this call. This play cannot be reviewed, the call must be made on the ice. Rule 37.3 clarifies what situations that can be reviewed by the game officials and this situation is not included.

INSTRUCTIONAL VIDEO CLIP



SITUATION 24.29

Team A23 is fouled from behind on a breakaway resulting in the delayed calling of a Penalty Shot. During the ensuing scramble at Team B's net, a Team B defender covers the puck in the crease calling for a second Penalty Shot to be awarded to Team A.

TYPES OF PENALTIES

Can the coach for Team A designate the same player to take both shots?

ANSWER

Yes. 24.3.

INSTRUCTIONAL VIDEO CLIP



SITUATION 24.30

During a Penalty Shot or Shootout attempt, as the player approaches the goal, the goalkeeper slides hard across the crease and accidentally dislodges the goal. The shot by the player clearly goes over the net by a couple feet. What should be the Referee's decision?

ANSWER

Since it was clear that the shot puck would not have entered the area normally occupied by the net, allow the shot to be re-taken. Rule 24.4.

INSTRUCTIONAL VIDEO CLIP



SITUATION 24.31

A player is on a breakaway with the opposing goalkeeper in the net and the buzzer sounds causing a stoppage of play. The buzzer sounding was due to a Timekeeper error or mechanical failure. In the Referee's judgment, there was sufficient time on the clock for the breakaway to have been completed.

ANSWER

Although not specifically covered in the rules, common sense dictates that the player should have the opportunity to score restored. Therefore, award the player a Penalty Shot. Rule 24.8 supports this decision.

INSTRUCTIONAL VIDEO CLIP



SITUATION 24.32

Player A47 is on a breakaway. As A47 crosses the blue line into the attacking zone, player B4 attempts to hook A47 from behind but catches the opponent in the face with a high-stick which results in an injury to the face. This is worthy of both a double-minor penalty and a Penalty Shot as A47 was denied a reasonable chance to score. What happens next?

TYPES OF PENALTIES

ANSWER

A47 is awarded a Penalty Shot and B4 is assessed a double-minor penalty for high-sticking. Regardless as to whether the Penalty Shot is successful, B4 will serve a 2-minute minor penalty. Rule 24.6. .

INSTRUCTIONAL VIDEO CLIP



RULE 25 AWARDED GOALS

SITUATION 25.1

Team A16 is on a breakaway in the neutral zone. Team B's goalkeeper has been removed for an extra attacker. Team A16 is fouled from behind calling for an Awarded Goal. Before the Referee can blow the whistle to stop play and award the goal to Team A, Team A16 slashes the Team B player who made the foul from behind, worthy of a minor penalty. What action should be taken by the Referee?

ANSWER

The goal is to be awarded to Team A. The slashing penalty to Team A16 is to be assessed in the normal fashion. Rule 25.1 and Rule 61.2.

INSTRUCTIONAL VIDEO CLIP



SITUATION 25.2

During a Shootout attempt, player A proceeds towards the net and the goalkeeper for Team B. As player A attempts to deke the goalkeeper, the goalkeeper from Team B takes the fake and slides into the goal post dislodging the net from pegs. As the net becomes dislodged, the shooter pulls the puck back to the forehand side and directs the puck towards the open net. As the net had become dislodged before the puck crossed the goal line, is this an Awarded Goal or a dead play?

ANSWER

“When Goalkeeper is on Ice” – A goal will be awarded when an attacking player, with an imminent scoring opportunity is prevented from scoring because of a defending player or goalkeeper displacing the goal post, either deliberately or accidentally. Rule 25.2, 25.4, 63.7

INSTRUCTIONAL VIDEO CLIP



TYPES OF PENALTIES

SITUATION 25.3

Team A is on a 3 on 2 rush. Team B's back-checker B2 is skating back to pick up one of Team A's players. As they drive to the net, B2 toe picks and falls into the net displacing the posts. As this occurs, A5 is winding up for a shot, the puck crosses the line into the net but before it does the net is comes off its pegs. Does the goal count and where do you find this in the rule book?

ANSWER

Yes, this goal counts. If the goal posts are displaced intentionally or accidentally by a defending player, prior to the puck crossing the line, the Referee may award a goal. The player must have an imminent scoring opportunity for the goal to be awarded. Rules 25.2 and 63.6

INSTRUCTIONAL VIDEO CLIP



RULE 26 DELAYED PENALTIES

SITUATION 26.1

Which penalties will be listed first in the following situations?

Situation 1:

At 6:36 of the first period Team A5 is assessed a major penalty for Charging and A12 is assessed a minor penalty for Roughing.

Situation 2:

At 6:35 of the first period Team A5 is assessed a minor penalty for Charging and A12 is assessed a minor penalty for Roughing.

ANSWER

Situation 1:

Rule 26.3 states, "When a major and a minor are imposed at the same time on different players of the same team, the Penalty Timekeeper shall record the minor penalty as being the first of such penalties". Therefore A12 is listed first.

Situation 2:

Rules 16.2 and 26.2 state, "When penalties of two players of the same team will expire at the same time, the Captain of that team will designate to the Referee which of such players will return to the ice first..." Therefore situation 2 is Captain's choice.

INSTRUCTIONAL VIDEO CLIP



SITUATION 26.2

The following penalties are all assessed against Team A in the 2nd period:

A19 Holding 13:21

A23 Hooking 13:02

A22 Tripping 12:30



TYPES OF PENALTIES

After the penalty at 12:30 play continues until 8:45. What time does each player return to the ice?

ANSWER

A19 returns at 11:02

A23 returns at 9:21

A22 returns at 8:45 on the whistle.

Rule 26.2 – players return in the order in which their penalties expire

INSTRUCTIONAL VIDEO CLIP



SITUATION 26.3

The following minor penalties are assessed to Team A:

14:25 - A17 – Hooking

13:16 - A23 – Roughing

12:58 - A38 – Slashing

Delayed Penalties Play is continuous (no stoppages in play). When the clock hits 11:16, what happens?

ANSWER

At 11:16, the minor penalties to A17 and to A23 have expired, but Team A is still one player short-handed. Therefore, one player is permitted to leave the Penalty Box. Since A17's penalty expired first, A17 is the player to be released.

NOTE: If play continues without a whistle, at 10:25, A23 would be released and Team A would be back to full-strength. Players are released in the order in which their penalties expire. A38 must then wait until there is a stoppage of play to be released.

INSTRUCTIONAL VIDEO CLIP



SITUATION 26.4

The following Team A players are assessed minor penalties at the times indicated:

A4 8:00

A6 7:20

A8 7:00

First stoppage of play is at 3:45. When will A6 return to the ice?

ANSWER

4:00. Rule 26.2.

TYPES OF PENALTIES

INSTRUCTIONAL VIDEO CLIP



SITUATION 26.5

The following minor penalties are assessed to Team A:

A6 16:00

A7 15:30

A8 15:00

There are no whistles after the last penalty to A8 is assessed at 15:00. We know that at 13:30 A7's penalty expires, and Team A is entitled to have one player released from the Penalty Box. The player that is to be released is A6, however, the Penalty Box Attendant lets A7 out of the Penalty Box in error. The Linesperson sees this and knows that the wrong player has been released. What should the Linesperson do?

ANSWER

To avoid a potentially embarrassing situation for the officials, the Linesperson should stop the play once Team A gains control of the puck and notify the Referees so that the situation can be rectified. Since it was an error by the Off-Ice Official, no additional penalty would be assessed to Team A.

- Player A6 would now be released from the Penalty Box.
- Player A7 would return to the Penalty Box and only be released when the player is eligible (12:00). If it is already beyond the 12:00 mark, there is no need for the skater to return to the Penalty Box.
- If the time on the clock is 12:00 or below, A8 would also be released.

INSTRUCTIONAL VIDEO CLIP



RULE 27 GOALKEEPERS' PENALTIES

SITUATION 27.1

Both teams are playing at full strength. At the same stoppage of play, Player A21 is assessed two minutes for interference on the goalkeeper and two minutes for roughing. Player B1 (the goalkeeper) is assessed two minutes for slashing and player B25 is assessed two minutes for roughing. What is the on-ice strength? Who serves the penalty for the goalkeeper? Where do you find this in the rule book?

ANSWER

The on-ice strength is five skaters against five skaters. Rule 19.1 and 19.5. The minor penalty assessed to the goalkeeper must be served by another member of the goalkeeper's team who was on the ice when the offense was committed (even though no penalty times go up on the penalty time clock). A penalized player may not serve a goalkeeper's penalty. Rule 27.1.

TYPES OF PENALTIES

INSTRUCTIONAL VIDEO CLIP



SITUATION 27.2

During a stoppage of play where fighting penalties are assessed to both teams, both goalkeepers are also penalized. One goalkeeper is assessed a minor penalty for roughing, the other a minor penalty for leaving the goal crease. These minor penalties are cancelled out using the coincidental penalty rule and are not served on the penalty time clock. Is it necessary for each team to place a player in the Penalty Box to serve the minor penalties assessed to the goalkeepers?

ANSWER

Yes. “A goalkeeper shall not be sent to the Penalty Bench for an offense which incurs a minor penalty, but instead, the minor penalty shall be served by another member of their team who was on the ice when the offense was committed.” Rule 27.1.

INSTRUCTIONAL VIDEO CLIP



SITUATION 27.3

Following a goal after the first Shootout attempt, the goalkeeper is assessed a misconduct penalty. Is the goalkeeper allowed to continue in the Shootout? What action is taken by the Referee?

ANSWER

Yes, the goalkeeper may continue in the Shootout. All players are eligible to participate in the Shootout unless they are serving a penalty. Since a goalkeeper does not actually “serve” a ten-minute misconduct, the goalkeeper may continue in the Shootout. However, the player designated to serve the misconduct for the goalkeeper becomes ineligible to participate in the Shootout (which would also be true if the player is serving the goalkeeper’s misconduct at the time the Shootout begins). See also Rule 27.3.

NOTE: when the goalkeeper is assessed the misconduct during the Shootout, the team must designate a player who has not yet participated in the Shootout to serve the misconduct. This is consistent with the procedure during the game whereby the team of the penalized goalkeeper is required to lose the services of a player for the duration of the goalkeeper’s penalty(ies).

INSTRUCTIONAL VIDEO CLIP



SITUATION 27.4

The goalkeeper is on the way to the Players’ Bench to be replaced for an extra attacker. On the way to the bench the goalkeeper commits a foul worthy of a minor penalty. Should the goalkeeper also be assessed an additional minor penalty for leaving the goal crease? Where do you find this in the rule book?

TYPES OF PENALTIES

ANSWER

No additional penalty for leaving the goal crease as the goalkeeper was legitimately outside the crease for the purpose of proceeding to the Players' Bench to be substituted for an extra attacker. Rule 27.6.

INSTRUCTIONAL VIDEO CLIP



SITUATION 27.5

The goalkeeper comes out of the crease into the neutral zone and plays the puck which is on the opponent's side of the center red line. However, the goalkeeper's skates remain in the own half of the ice. Is this a penalty? Where do you find this in the rule book?

ANSWER

Yes, this is a minor penalty to the goalkeeper. The position of the puck is the determining factor for the application of this rule. Rule 27.7.

INSTRUCTIONAL VIDEO CLIP



SITUATION 27.6

The goalkeeper leaves the crease area to play the puck. Both of the goalkeeper's skates are inside the restricted area. The goalkeeper stops the puck on the stick on the goal line. Is on the goal line considered to be in the restricted area and worthy of a minor penalty? Where do you find this in the rule book?

ANSWER

The goal line is not considered to be in the restricted area and therefore no penalty is assessed as per Rule 27.8 which states, "Should the goalkeeper play the puck outside of the designated area behind the goal line, a minor penalty for delay of game shall be imposed." Therefore, the puck must be over the goal line to be considered to be in the restricted area.

INSTRUCTIONAL VIDEO CLIP



SITUATION 27.7

The goalkeeper leaves the crease in an attempt to play the puck before it enters the restricted area in the corner. The goalkeeper realizes that the puck cannot be played and begins to retreat towards the crease, skating through the restricted area. An opposing player gets to the loose puck in the corner before the goalkeeper leaves the restricted area and attempts to pass the puck to the front of the net. The goalkeeper drops down on the knees and blocks the pass using the leg pads which is clearly inside the restricted area.



TYPES OF PENALTIES

Is this a penalty to the goalkeeper under Rule 28.8?

ANSWER

Since the goalkeeper “plays” the puck in the restricted area, the goalkeeper must be assessed a minor penalty for delay of game. Rule 27.8.

INSTRUCTIONAL VIDEO CLIP



SITUATION 27.8

With 10 seconds left in the first period players of both teams are assessed roughing minors. One of the players must go to the dressing room due to an injury. Must the team of the injured player put a player in the Penalty Box to serve this penalty? If yes, does it have to be a player who was on the ice? When does it have to be someone on the ice? Where do you find this in the rule book?

ANSWER

Rule states that they must substitute immediately for the injured player and the substitute player shall serve the penalty until the injured player is able to return to the game. Any player may serve the penalty except the spare goalkeeper. Only goalkeepers' penalties must be served by someone on the ice at the time of the infraction. Rule 8.1 and Rule 27.1.

INSTRUCTIONAL VIDEO CLIP



SITUATION 27.9

Team A shoots the puck into Team B's zone. Team B's goalkeeper is out of the crease to play the puck. The goalkeeper, realizing quickly the error of playing the puck in the restricted area, turns to go back to the crease. The puck comes off the glass and hits the goalkeeper inadvertently. Is this a penalty? Where do you find this in the rule book?

ANSWER

No penalty. Rule states that the goalkeeper must play the puck to be penalized. Rule 27.8.

INSTRUCTIONAL VIDEO CLIP



TYPES OF PENALTIES

SITUATION 27.10

A delayed minor penalty is signaled against Team A. The Team A goalkeeper leaves the crease and plays the puck in the corner within the restricted area to get the stoppage of play. Is the goalkeeper also assessed a minor penalty for playing the puck in the restricted area? Where do you find this in the rule book?

ANSWER

Yes, the goalkeeper shall be assessed a minor penalty for delay of game for playing the puck illegally in the restricted area, in addition to the originally signaled penalty to Team A. Rule 27.8 (see also Rule 63.2 (VIII)).

INSTRUCTIONAL VIDEO CLIP



SITUATION 27.11

After a save, the puck enters the restricted area behind the goal line near the net. Then, the goaltender who just made the save and who has one skate in the goal crease and one outside of it, drops down on the stomach poking the puck away from an opponent who was going to shoot it towards the net. What action, if any, should the Referee take? Where do you find this in the rule book?

ANSWER

This is a good hockey play, let the play go on! No penalty. The goaltender has a skate in contact with the goal crease. Rule 27.8.

INSTRUCTIONAL VIDEO CLIP



SITUATION 27.12

The Team A goalkeeper is assessed a major penalty. Does Team A have to place a player in the Penalty Box immediately to serve this penalty or can they select to put the substitute in the box at any time prior to the expiration of the major penalty?

ANSWER

The substitute must be put into the Penalty Box immediately as it must have been a player who was on the ice when the offense was committed. Rule 27.2.

INSTRUCTIONAL VIDEO CLIP



TYPES OF PENALTIES

SITUATION 27.13

Team A player is assessed a match penalty for charging. On the same play the Team B goalkeeper is assessed a match penalty for roughing. Do both teams have to place players in the Penalty Box? Where do you find this in the rule book?

ANSWER

No. Both match penalties cancel out. Rule 27.5

INSTRUCTIONAL VIDEO CLIP



SITUATION 27.14

During a scrum around the net, Team A's goalkeeper comes out of the crease to fight and receives 2 minutes for leaving the crease plus 5 minutes for fighting. Team B forward receives 5 minutes fighting. How are the goalkeeper's penalties served?

ANSWER

All penalties assessed to the goalkeeper shall be served by another member of the team who was on the ice when the offense was committed. Also, if a goalkeeper is involved in coincidental penalties being assessed and as a result, the team is required to play shorthanded due to additional penalties assessed to the goalkeeper, the player designated to serve the additional time penalties assessed to the goalkeeper may be any player as designated by the Manager or Coach of the offending team through the playing captain. Rule 27.1 Rule 27.2

INSTRUCTIONAL VIDEO CLIP



SITUATION 27.15

During a stoppage of play the Referee conducting the line change procedure notices that the goalkeeper is at the Players' Bench receiving a new stick. How should this be handled by the Referee?

ANSWER

Rule 27.6 – During stoppages of play in the game, the goalkeeper must not proceed to the Players' Bench for the purpose of receiving a replacement stick or repairs thereto, or due to an injury, or to receive instructions, without first obtaining permission to do so from the Referee. Otherwise the goalkeeper must be replaced by the substitute goalkeeper immediately (without delay) or be assessed a bench minor penalty for delay of game.

INSTRUCTIONAL VIDEO CLIP



TYPES OF PENALTIES

SITUATION 27.16

Team B's forward runs the Team A goalkeeper in the crease. A fight ensues, and the Team B forward is assessed a major for charging and a major for fighting. The Team A goalkeeper is assessed 2 minutes for leaving the crease and a major for fighting. How are the goalkeeper's penalties served?

ANSWER

The major penalty is served by another member of the goalkeeper's team who was on the ice when the offense was committed. The minor penalty is served by any player as designated by the Coach through the captain. Rule 27.1 and Rule 27.

INSTRUCTIONAL VIDEO CLIP



SITUATION 27.17

Are there any instances when a goalkeeper's penalty does not have to be served by a player on the ice?

ANSWER

Yes. If a goalkeeper is involved in coincidental penalties being assessed and as a result, the goalkeeper's team is required to play shorthanded due to additional penalties assessed to the goalkeeper, the player designated to serve the additional time penalties assessed to the goalkeeper may be any player. Rule 27.1 Also, when a goalkeeper receives a match penalty that is coincidental with a match or major penalty to the opposing team, no player is required to proceed to the Penalty Bench to serve the goalkeeper's match penalty. Rule 27.5

INSTRUCTIONAL VIDEO CLIP



SITUATION 27.18

At a stoppage of play, Team A is assessed a minor penalty and the Team B goalkeeper is assessed two minor penalties. Obviously, Team B must place a player who was on the ice when the offence was committed in the Penalty Box to serve the 4 minutes assessed to the goalkeeper. They must place a second player to serve the minor penalty that will cause Team B to play shorthanded. Does this player also have to be a player who was on the ice when the offense was committed?

ANSWER

No, it does not have to be that. Rule 27.1 "If the goalkeeper is involved in coincidental penalties being assessed and as a result, the team is required to play shorthanded due to additional penalties assessed to the goalkeeper, the player designated to serve the additional time penalties assessed to the goalkeeper may be any player as designated by the Manager or Coach of the offending team through the playing Captain.

TYPES OF PENALTIES

INSTRUCTIONAL VIDEO CLIP



RULE 28 SUPPLEMENTARY DISCIPLINE

SITUATION 28.1

No situation.

RULE 29 GAME OFFICIAL SIGNALS

SITUATION 29.1

No situation.

SECTION 05

OFFICIALS



OFFICIALS

RULE 30 APPOINTMENT OF OFFICIALS

SITUATION 30.1

No situation.

RULE 31 REFEREES

SITUATION 31.1

During a scramble in the crease area, the Referee loses sight of the puck and is about to blow the whistle to stop play when the puck comes free and crosses the goal line. Television replays clearly show that the puck has crossed the goal line prior to the sound of the whistle. What is the ruling by the Referee? Is this play subject to video replay? Where do you find this in the rule book?

ANSWER

The ruling is no goal. Since there is a human element involved in the actual blowing of the whistle, the Referee may deem the play stopped before physically being able to blow the whistle. Therefore, it is the decision of the Referee as to whether the play was deemed over prior to the puck entering the goal. This is not criteria for review by the Video Operations. It is likely that the Video Operations will request to speak to the Referee since the puck did cross the goal line, however, the Referee must inform the Video Operations that it is deemed that play was stopped and therefore no goal can be awarded. The Referee would then convey this message to the teams and have it announced by the Public Address Announcer. Rule 31.2 and Rule 37.3 (not listed as a criterion for review); Rule 78.5(XII).

INSTRUCTIONAL VIDEO CLIP



SITUATION 31.2

An attacking player in front of the opponent's net is battling for position and loses the helmet. A shot from the point is taken and the puck enters and lodges inside the player's helmet that is on the ice. The player without a helmet immediately shoots the helmet (together with the puck inside) into the goal before the whistle can be blown. Does this goal count? What is your rationale?

ANSWER

This goal cannot count for the following reasons:

- a. Rule 78.5(XIII) – Any goal scored, other than as covered by the official rules, shall not be allowed.
- b. Rule 31.2 – As there is a human factor involved in blowing the whistle to stop play, the Referee may deem the play to be stopped slightly prior to the whistle being blown. The fact that the puck may come loose or cross the goal line prior to the sound of the whistle has no bearing if the Referee has ruled that the play had been stopped prior to this happening.
- c. Rule 9.6 – A player that loses its helmet must leave the ice immediately.

INSTRUCTIONAL VIDEO CLIP



OFFICIALS

SITUATION 31.3

During a scramble around the net, although it is apparent to the Referee that the puck did not enter the goal (it hit the back of the net), the red light is illuminated. What action should be taken?

ANSWER

You should either announce yourself or have the Public Address Announcer announce that there was no goal on the play as the puck did not enter the net. Rule 31.5.

INSTRUCTIONAL VIDEO CLIP



RULE 32 LINEPERSONS

SITUATION 32.1

A Linesperson witnesses a player commit a foul worthy of a match penalty. Can the linesperson stop the play? Where do you find this in the rule book?

ANSWER

Unless the linesperson deems that a player has sustained a serious injury, the Linesperson must report what is witnessed to the Referees upon completion of the play. Rule 32.4 and 32.5.

INSTRUCTIONAL VIDEO CLIP



SITUATION 32.2

The Linesperson witnesses a Team A player on the Players' Bench toss a stick to a teammate that has broken its stick. What procedure is taken by the Linesperson that witnesses this event? Where do you find this in the rule book?

ANSWER

The Linesperson shall report what was witnessed to the Referees who may then assess the appropriate penalty (bench minor penalty). Rule 32.4.

INSTRUCTIONAL VIDEO CLIP



OFFICIALS

SITUATION 32.3

The play is in Team A's zone. Team B33 has the puck and is about to pass it to a teammate at the goal line. As the player attempts to pass the puck, Team A2 shoots a broken stick at the Team B player knocking the puck off the stick. This is not seen by either Referee; however, it is seen by one of the Linespersons. What does the Linesperson do in this situation? Where do you find this in the rule book?

ANSWER

The Linesperson shall stop play and inform the Referee of the situation. A Penalty Shot shall be awarded to Team B. Rule 32.5 and Rule 53.

INSTRUCTIONAL VIDEO CLIP



SITUATION 32.4

During a play in Team A's attacking zone, a glove is on the ice near the blue line. The a skater from Team A has control of the puck and is getting ready to pass the puck to one of the teammates. A Team B player shoots the glove at the puck and knocks it from the stick of the player in Team A. The action is not seen by either of the Referees, however it is seen by the Linesperson. What does the Linesperson do in this situation? Where do you find this in the rule book?

ANSWER

The Linesperson shall stop play and inform the Referee of the situation. A Penalty Shot shall be awarded to Team A. Rule 32.5 and Rule 53.

INSTRUCTIONAL VIDEO CLIP



SITUATION 32.5

If a goalkeeper throws the stick at the puck in the defensive zone can the Linesperson immediately stop the play? Where do you find this in the rule book?

ANSWER

Yes, a Linesperson may stop the play for the calling of a Penalty Shot under Rule 53 – Throwing Equipment. Rule 32.5.

INSTRUCTIONAL VIDEO CLIP



OFFICIALS

SITUATION 32.6

A57 is streaking down the ice. A fan throws a popcorn container on the ice. May the Linesperson stop play if this goes unnoticed by the Referees?

ANSWER

Yes. Rule 32.5 (VII).

INSTRUCTIONAL VIDEO CLIP



SITUATION 32.7

A Linesperson witnesses a player play the puck with the stick before stepping onto the ice from the penalty box. What should the Linesperson do?

ANSWER

The Linesperson shall report what is witnessed to the Referee who shall assess a minor penalty. Rule 32.4(V) and Rule 56.2 (VIII).

INSTRUCTIONAL VIDEO CLIP



RULE 33 OFFICIAL SCOREKEEPER

SITUATION 33.1

No situation

RULE 34 GAME TIMEKEEPER

SITUATION 34.1

A penalty is assessed to Team A. When play resumes, the game clock starts but the penalty clock does not. What do the on-ice officials do? Where do you find this in the rule book?

ANSWER

Allow play to continue to next stoppage of play. The on-ice officials should alert the Off-Ice Officials during the play to ensure they let the penalized player out at correct time. Rule 34.7

INSTRUCTIONAL VIDEO CLIP



OFFICIALS

SITUATION 34.2

With only seconds left in a lopsided game a scrum ensues during play and one of the Linespersons tries to intervene. Knowing that there are only a few seconds left in the game, none of the on-ice officials blow their whistle. However, the Timekeeper stops the clock with 1.2 seconds remaining. What should the on-ice officials do?

ANSWER

Following the assessment of any penalties. The on-ice officials should inform the Timekeeper that play was not stopped and ask the timekeeper to run the rest of the time off the clock indicating that the game is over. This will prevent any further altercations. Rule 34.7 could support the game officials in this decision (As well as rule #1 Common Sense).

INSTRUCTIONAL VIDEO CLIP



RULE 35 PENALTY TIMEKEEPER

SITUATION 35.1

With the clock reading 5:26 remaining in the first period, Team B24 is assessed a minor penalty for tripping. At the next stoppage of play, there is one second remaining in B24's penalty. Although the penalty clock has time remaining in the penalty, the main clock shows 3:26 remaining in the period. Is #24 allowed to come out or must B24 serve the remaining second? Where do you find this in the rule book?

ANSWER

If the penalty time clock shall malfunction, the game clock shall be utilized to determine the expiration time of penalties. Otherwise, the penalty time clock shall be deemed accurate. In the above situation, the penalized player would have to remain in the penalty box until 0:00 is displayed on the penalty time clock. Rule 35.1.

INSTRUCTIONAL VIDEO CLIP



SITUATION 35.2

A player on Team A is in the Penalty Box and is accidentally released by the penalty timekeeper prior to the time expiring. Team A has control of the puck in the attacking zone when a delayed penalty to Team B is signaled by the Referee. Prior to the play being stopped for the penalty, Team A scores a goal while the penalized player is on the ice. At the stoppage, it is brought to the attention of the Referee that the player was released in error. What does the Referee do? Where do you find this in the rule book?

ANSWER

The goal shall be disallowed to Team A. The penalty to Team B shall still be assessed. The player from Team A must return to the Penalty Box to serve the unexpired time. No additional penalty to Team A as the player was released due to the penalty

OFFICIALS

timekeeper's error. Rule 68.5. See also Rule 78.5 (IV) and Rule 70.4, Rule 35.1 and Rule 70.9.

INSTRUCTIONAL VIDEO CLIP



SITUATION 35.3

Team A12 receives a minor and a major early in the first period. On the second shift after returning to the ice team A scores. While at the Penalty Box the Referees are informed that Team A12 should have received a game misconduct for the major penalty as it was the second major of the game. What do the Referees do? Where do you find this in the rule book?

ANSWER

The Referees must disallow the goal for an ineligible player (Rule 5.2) and assess Team A12 a game misconduct penalty.

INSTRUCTIONAL VIDEO CLIP



SITUATION 35.4

Red Team player #15 is assessed a minor penalty at 5:13 remaining in the period. At 3:13 there is a stoppage of play. The penalty clock shows 0:01 remaining in the penalty. Is the penalty expired?

ANSWER

No. The penalty time clock shall be deemed accurate. In the above situation, the penalized player would have to remain in the penalty box until 0:00 is displayed on the penalty time clock. Rule 35.1.

INSTRUCTIONAL VIDEO CLIP



SITUATION 35.5

Red Team player #15 is assessed a minor penalty at 2:13 remaining in the period. With 0:13.6 remaining on the game clock there is a stoppage of play. The penalty clock shows 0:01 remaining in the penalty. Is the penalty expired?

ANSWER

No. Since the penalty time clock has not yet reached the 0:00 mark, the penalty has not yet expired. Rule 16.1.

OFFICIALS

INSTRUCTIONAL VIDEO CLIP



SITUATION 35.6

Red Team player #15 is assessed a minor penalty at 2:13 remaining in the period. With 0:13.6 remaining on the game clock there is a stoppage of play. The penalty clock shows 0:00 remaining in the penalty. Is the penalty expired?

ANSWER

Yes. Since the penalty time clock has reached the 0:00 mark, the penalty has expired. Rule 16.1.

INSTRUCTIONAL VIDEO CLIP



SITUATION 35.7

Team A is ahead 4-3 late in a hard-fought game. They are assessed a minor penalty for hooking with 2:25 left in the 3rd period. They are then assessed a second minor penalty for tripping with 1:11 left. Team B then scores to tie the game with 25.9 seconds on the game clock. What is the on-ice strength for the remaining 25.9 seconds of the game?

ANSWER

Assuming there is still 0:01 remaining in the first penalty, this would be the penalty that is expired due to the scoring of the goal by Team B. The player with the tripping penalty would remain in the Penalty Box and the teams would play 5 on 4 for the remaining 25.9 seconds of the period. Rule 16.2 and Rule 35.1.

INSTRUCTIONAL VIDEO CLIP



SITUATION 35.8

The following penalties are assessed to Team A:

A6 14:02 Rouging

A12 13:27 Hooking

Team B scores at 12:02 and the penalty clock shows the following:

A6 0:01

A12 0:35

What action should be taken by the Referees?

OFFICIALS

ANSWER

Because there is still 0:01 showing on the penalty time clock for A6's penalty, this will be the penalty that expires when Team B scores at 12:02. Team A would continue to play shorthanded with A12 remaining in the penalty box. Rule 35.1 and Rule 16.2.

INSTRUCTIONAL VIDEO CLIP



RULE 36 STATISTIC STAFF

SITUATION 36.1

No situation.

RULE 37 VIDEO REVIEW

SITUATION 37.1

During a scramble in the crease area, the Referee loses sight of the puck and is about to blow the whistle, the puck comes free and crosses the goal line. Television replays clearly show that the puck has crossed the goal line prior to the sound of the whistle. What is the ruling by the Referee? Is this play subject to video replay? Where do you find this in the rule book?

ANSWER

The ruling is no goal. Since there is a human element involved in the actual blowing of the whistle, the Referee may deem the play stopped before physically being able to blow the whistle. Therefore, it is the decision of the Referee as to whether the play was deemed over prior to the puck entering the goal. This is not criteria for review by the Video Operations. It is likely that the Video Operations will request to speak to the Referee since the puck did cross the goal line, however, the Referee must inform the Video Operations that the play was deemed as stopped and therefore no goal can be awarded. The Referee would then convey this message to the teams and have it announced by the Public Address Announcer. Rule 31.2 and Rule 37.3 (not listed as a criterion for review); Rule 78.5(XII).

INSTRUCTIONAL VIDEO CLIP



SITUATION 37.2

During a Shootout attempt, the goalkeeper attempts to poke-check the puck causing the shooter to go around the goalkeeper in the attempt to score. By the time the shooter gets around the goalkeeper, the puck on the stick is about six inches beyond the goal line when the player releases it. It deflects off the goalkeeper and ends up in the net. The on-ice officials did not detect the fact that the puck was beyond the goal line when released by the shooter and therefore the Referee signals a goal. Can Video Operations intervene to ensure the correct call is made on this play? Where do you find this in the rule book?

OFFICIALS

ANSWER

Yes, Video Operations may assist to ensure the legitimacy of all potential goals. Rule 37.3.

INSTRUCTIONAL VIDEO CLIP



SITUATION 37.3

An attacking player is carrying his stick so that the blade of the stick is clearly above the crossbar. The puck is shot from that point and makes contact with this player's stick on the shaft, near the waist and goes directly into the opponent's goal. Should this goal be washed out for being contacted with a high-stick? Where do you find this in the rule book?

ANSWER

No. This is a good goal. The determining factor is where the puck makes contact with the stick. If the puck makes contact with the stick below the level of crossbar and enters the goal, the goal shall be allowed. Rule 80.3. See also Rule 37.3.

INSTRUCTIONAL VIDEO CLIP



SITUATION 37.4

Following a very close play at the net, the Linesperson is now conducting a face-off at the end zone face-off spot. After dropping the puck the horn sounds, and Video Operations wants more time to review a situation. What should happen?

ANSWER

Once the puck is dropped, we cannot further review any plays at the net. Following a close play, the officials can take some extra time to prepare for the next face-off, or one of the Referees can proceed to the Penalty Box and communicate with the Video Review Consultant to eliminate all doubt. Rule 37.1 and Rule 78.6.

INSTRUCTIONAL VIDEO CLIP



SITUATION 37.5

In the final minute of the third period, the Red team scores a goal. All goals are reviewed as a matter of procedure, but in this case, it is also reviewed pursuant to the Coach's Challenge criteria. Although this is a Video Operations initiated review with respect to potential goalkeeper interference or off-side, who makes the final decision?

OFFICIALS

ANSWER

The on-ice call will be reviewed simultaneously by the appropriate On-Ice Official(s) at ice level and by the staff in the Video Operations room using all replays at their disposal. After their joint review and consultation, the Referees will render the “final” decision on whether to uphold or overturn the original call on the ice. Rule 38.5.

INSTRUCTIONAL VIDEO CLIP



RULE 38 COACH'S CHALLENGE

SITUATION 38.1

The Red team enters the attacking zone and the play is signaled as on-side. The Red team continues into the zone and ultimately scores a goal 23 seconds after they entered the attacking zone. The Green team coach indicates a wish to issue a Coach's Challenge as Team Green believes the play was off-side when the Red team entered the zone prior to the goal. The Officials review the play in cooperation with Video Operations and ascertain that the coach was correct, and the play was off-side. What happens now?

ANSWER

The goal is disallowed, the appropriate announcement is made, the clock is re-set to 23 seconds earlier and the face-off is to take place at one of the face-off spots in the neutral zone outside the Green team's end zone. Rule 38.2 and Rule 83.6 (II).

INSTRUCTIONAL VIDEO CLIP



SITUATION 38.2

The Red team enters the attacking zone and the play is signaled as on-side. The Red team continues into the zone and the puck carrier is hooked by a Green team player. A delayed penalty is signaled. Several seconds later the Red team scores. The Green team coach indicates the wish to issue a Coach's Challenge as they believe the play was off-side when the Red team entered the zone prior to the goal. The Officials review the play and ascertain that the coach was correct the play was off-side. What happens now?

ANSWER

The goal is disallowed, the hooking penalty to the Green team player is assessed, the appropriate announcements are made (result of video review and the penalty), the clock is re-set to the moment the off-side should have been called and the face-off is to take place at one of the face-off spots in the Green team's end zone (due to the penalty). Rule 38.2

INSTRUCTIONAL VIDEO CLIP



OFFICIALS

SITUATION 38.3

The Red team enters the attacking zone and the play is signaled as on-side. The Red team continues into the zone and the puck carrier is hooked by a Green team player. A delayed penalty is signaled. Several seconds later the Red team scores. The Green team coach indicates the wish to issue a Coach's Challenge as they believe the play was off-side when the Red team entered the zone prior to the goal. The Officials review the play and ascertain that the coach was incorrect the play was on-side. What happens now?

ANSWER

The goal stands, the hooking penalty to the Green team player is washed out as result of the goal by the Red team, however, a minor penalty for delaying the game shall be assessed to the Green team for the unsuccessful Coach's Challenge. The appropriate announcements are made (result of video review and the penalties), and the face-off takes place at center ice. Rule 38.2

INSTRUCTIONAL VIDEO CLIP



SITUATION 38.4

The Red team enters the attacking zone and the play is signaled as on-side. The Red team continues into the zone and ultimately scores a goal 23 seconds after they entered the attacking zone. The Green team coach indicates the wish to issue a Coach's Challenge as they believe the play was off-side when the Red team entered the zone prior to the goal. The Officials review the play and video review is inconclusive. What happens now?

ANSWER

The original call on the ice stands, on-side. However, before rendering the final decision, Video Operations will review the play to ensure there was no missed game stoppage event in the offensive zone by the attacking team leading up to the goal. If there is no missed game stoppage event, the goal is allowed and a minor penalty for delaying the game shall be assessed to the Green team for the unsuccessful Coach's Challenge. The appropriate announcement is made regarding the result of the Coach's Challenge. Rule 38.2

INSTRUCTIONAL VIDEO CLIP



SITUATION 38.5

A goal is scored, and the team scored upon issues a Coach's Challenge believing that the play was off-side prior to the goal being scored. Upon review by the Linespersons and the Video Review Consultant the original call is overturned, the play was off-side and therefore the goal is disallowed. The original play at the blue line originated as a long pass by the offending team from their own zone. Where is the face-off conducted once the review is complete and it is determined the goal should be disallowed due to the off-side?

ANSWER

Since the result of the review ultimately determines that the goal should be disallowed, the face-off should be conducted at the

OFFICIALS

nearest face-off location in the zone from where the pass originated, as would have been the case if the play had been ruled off-side originally. Rule 83.6 determines the face-off location.

INSTRUCTIONAL VIDEO CLIP



SITUATION 38.6

A goal is scored and the Green team, who was scored upon, issues a Coach's Challenge believing that there was Interference on the Goalkeeper. Upon review by the Referees and Video Operations, the original call is confirmed, therefore, good goal. The Green team then indicates they wish to issue a Coach's Challenge believing the play prior to the goal being scored was off-side. Is this permitted?

ANSWER

No. Only one Coach's Challenge per team per stoppage is permitted. Rule 38.4.

INSTRUCTIONAL VIDEO CLIP



SITUATION 38.7

A goal is scored by the Red team and immediately disallowed by the Referee for Interference on the Goalkeeper. The Red team challenges the play as they feel there was no Interference on the Goalkeeper. After reviewing the play and completing the challenge process it is determined that there was no Interference on the Goalkeeper. What happens?

ANSWER

The goal shall be allowed and the penalty for Interference on the Goalkeeper nullified. Rule 38.7.

INSTRUCTIONAL VIDEO CLIP



SITUATION 38.8

Team B enters Team A's zone with the puck. Team A's minor penalty expires at 1:38 on the game clock. Team B scores. Team A challenges the goal believing that the officials missed a hand pass by Team B that led to their goal. The challenge is successful, and the goal is disallowed. Upon review it is determined that the missed game stoppage event (hand pass) occurred with 1:45 on the game clock. What happens next?

ANSWER

The game clock is reset to 1:45. The Team A player who was serving the minor penalty must return to serve the unexpired



OFFICIALS

time (0:07 – penalty clock reset) and the ensuing face-off shall be conducted at one of the neutral zone face-off spots outside Team A's end zone.

INSTRUCTIONAL VIDEO CLIP



SITUATION 38.9

Play is in Team A's end zone and Team B is in control of the puck. They pass it around and ultimately score. Team A challenges the play believing that prior to the goal the officials missed the puck going out of play when it hit the curved glass at the end of the players' bench. What happens next?

ANSWER

The Referees would review the play together with Video Operations and determine if there was a missed game stoppage event prior to the goal. If there was, goal is disallowed and face-off in the neutral zone. If there was no missed game stoppage, the goal counts and a minor penalty assessed to Team A for delaying the game. NOTE: A "missed game stoppage event in the offensive zone leading to a goal" could include, but it not limited to: Hand Pass (Rule 79); High-Sticking the Puck (Rule 80); and Puck Out of Bounds (Rule 85). Other extraordinary events would also apply i.e. puck hitting the clock; puck interfered with by a spectator; common sense must prevail.

INSTRUCTIONAL VIDEO CLIP



SITUATION 38.10

The attacking center in the attacking zone plays the puck on a face-off with the glove and it goes undetected. The puck goes directly to a teammate who scores. The defending team then challenges for a missed game stoppage event. Will this be a successful challenge?

ANSWER

Yes, while this is a missed penalty infraction it does not cancel out that this is also a missed game stoppage event (glove pass to a teammate in the attacking zone). Rule 38.2 (b) and Rule 38.10.

INSTRUCTIONAL VIDEO CLIP



SITUATION 38.11

The puck is shot into the attacking zone from the neutral zone. Prior to crossing the blue line, the puck hits a glove hanging over the



OFFICIALS

bench (in the neutral zone) and goes unnoticed by the on-ice officials. Ultimately, with the puck remaining in the attacking zone, the attacking team scores. The defending team wishes to challenge the goal claiming that the play should have been stopped when the puck hit the glove hanging over the bench. Is this a winnable challenge?

ANSWER

No, this will not be a successful challenge. The missed game stoppage event must have occurred inside the attacking (offensive) zone. Rule 38.2. The contact with the glove occurred in the neutral zone, thus the “missed game stoppage” did not occur in the attacking zone.

INSTRUCTIONAL VIDEO CLIP



SITUATION 38.12

The puck is shot into the attacking zone from the neutral zone. After crossing the blue line, the puck hits a glove hanging over the bench (in the attacking end zone) that goes unnoticed by the on-ice officials. Ultimately, with the puck remaining in the attacking zone, the attacking team scores. The defending team wishes to challenge the goal claiming that the play should have been stopped when the puck hit the glove hanging over the bench. Is this a winnable challenge?

ANSWER

Yes. The missed game stoppage event of the puck hitting the glove occurred inside the attacking (offensive) zone. Rule 38.2. Since the contact with the glove occurred in the attacking zone, the “missed game stoppage” infraction did occur in the offensive zone.

INSTRUCTIONAL VIDEO CLIP



SITUATION 38.13

A defending player high-sticks the puck within its own defending zone and when the teammate touches it, no whistle is blown. Play continues and the attacking side scores. The play should have been stopped for the high-stick. Is this a winnable challenge?

ANSWER

No. The missed game stoppage event was committed by the defending team. This will not be a successful challenge. Rule 38.2 (II).

INSTRUCTIONAL VIDEO CLIP



OFFICIALS

SITUATION 38.14

An attacking player bats the puck from the neutral zone into the attacking zone and when the teammate to the attacking player touches it, no whistle is blown. Play continues and the attacking side then scores. The play should have been stopped for the gloved pass. Is this challenge winnable?

ANSWER

Yes. The missed game stoppage event and infraction of the puck being gloved to a teammate occurs once the puck is touched. Since this occurred within the attacking zone, it is considered a “missed game stoppage” in the offensive zone. Rule 38.2 (II).

INSTRUCTIONAL VIDEO CLIP



RULE 39 ABUSE OF OFFICIALS

SITUATION 39.1

A minor penalty is being signaled by the Referee against A44. A44's teammate, A16, who is in the defending zone gains possession and control of the puck and as the whistle blows for the delayed penalty, A16 shoots the puck which goes over the glass and into the crowd. How does the Referee handle this situation? Where do you find this in the rule book?

ANSWER

Since the whistle is blown to stop play as soon as Team A gains possession and control of the puck, no additional penalty is assessed to Team A16 for shooting the puck over the glass into the crowd. Rule 15.1. NOTE: A penalty may still be imposed to A16 if, in the opinion of the Referee, A16 shoots the puck over the glass deliberately as a way of disputing the ruling of the official. Rule 39.1 and Rule 63.2 (II).

INSTRUCTIONAL VIDEO CLIP



SITUATION 39.2

A Team A player and a Team B player are assessed coincidental minor penalties. After the play resumes the Team A player verbally abuses the on-ice officials and is assessed what penalties? Is another player from Team A required to enter the Penalty Box? Where do you find this in the rule book?

ANSWER

Referees are provided with sufficient tools to address abusive behavior under Rule 39 – Abuse of Officials. Should the Referee deem the abuse is worthy of an additional minor penalty, then this penalty is added to the unexpired time of the penalized player. If this occurs prior to the play resuming following the assessment of the original coincidental penalties, then Team A would have to place an additional player in the Penalty Box to serve the extra unsportsmanlike conduct penalty. Teams would play 5 on 4. If this occurs

OFFICIALS

after the coincidental penalties have already begun to expire, then the unsportsmanlike penalty is simply added to the unexpired time of the Team A player and penalties are permitted to expire as they appear on the penalty time clock. Rule 39.2 (VI). If the Referee deems the abuse is worthy of a misconduct penalty, Team A must place another player in the box to serve the remainder of the minor penalty. Teams will remain playing 4 on 4. Rule 39.4(I).

INSTRUCTIONAL VIDEO CLIP



SITUATION 39.3

A player verbally abuses the Referee at the end of the game. What is the penalty to be assessed to that player and what rule is applied?

ANSWER

When the abuse is directed at an official at the end of the game, the player should be assessed a game misconduct under Rule 39.5(II)..

INSTRUCTIONAL VIDEO CLIP



SITUATION 39.4

A player is serving a minor penalty for tripping and 30 seconds into the penalty the penalized player verbally abuses an official from the Penalty Box. The player is assessed an additional minor penalty for unsportsmanlike conduct. Does another player have to serve this additional minor penalty or does the penalty time get added onto the players unexpired penalty time? Where do you find this in the rule book?

ANSWER

If a penalized player is assessed an additional unsportsmanlike conduct penalty either before or after the player begins serving the original penalty(ies), the additional minor penalty is added to the unexpired time and served consecutively. Rule 75.2 and Rule 39.2(VI).

INSTRUCTIONAL VIDEO CLIP



SITUATION 39.5

The horn sounds to end the game and the losing team's assistant Coach proceeds to stand in the bench doorway and direct profane language at the on-ice officials. What penalty is to be assessed to that coach? Where do you find this in the rule book?

OFFICIALS

ANSWER

A game misconduct penalty is to be assessed to the assistant Coach. Rule 39.5(II).

INSTRUCTIONAL VIDEO CLIP



SITUATION 39.6

If during a legal battle for the puck one of the player's stick is broken where no penalty is warranted but the player feels otherwise and yells at the Referee. While discarding the broken stick, the player throws it over the glass and into the spectator area. What is the call and where do you find it in the rule book?

ANSWER

The player shall be assessed a minor penalty for unsportsmanlike conduct plus a game misconduct. Rule 39.5(V) (see also 39.4(VI)).

INSTRUCTIONAL VIDEO CLIP



SITUATION 39.7

A coach throws a water bottle onto the ice. What do you do?

ANSWER

A bench minor for unsportsmanlike conduct would be applied if, in the opinion of the Referee, the object was thrown onto the ice with no attempt to direct it towards the officials. Rule 75.3.

A game misconduct would be applied if, in the opinion of the Referee, the object was thrown in the general direction of an official but does not come close to making any contact. Rule 39.5.

INSTRUCTIONAL VIDEO CLIP



SITUATION 39.8

A Coach uses profane and abusive language directed at one of the Referees. It becomes loud and personal and the nearest Linesperson deems this deserving of a bench minor penalty. Since the Linesperson must wait for a stoppage of play to report this infraction to the Referee, what happens if the offending team scores before there is a stoppage of play?

- Goal disallowed and as a result, no bench minor penalty is assessed?
- Goal disallowed, and bench minor penalty assessed?

OFFICIALS

- c. Goal allowed, and bench minor penalty still assessed.?
- d. Goal allowed, and no penalty assessed?

ANSWER

- b. Goal disallowed, and bench minor penalty assessed. Rule 32.4 and Rule 39.3.

INSTRUCTIONAL VIDEO CLIP



SITUATION 39.9

What penalty is to be assessed to a player who, in protest of an official's decision, throws its stick or any part thereof or any other object or piece of equipment outside the playing area? Where do you find this in the rule book?

ANSWER

The player is to be assessed a minor penalty for unsportsmanlike conduct plus a game misconduct penalty. Rule 53.2; Rule 53.5; Rule 39.4; and Rule 39.5.

INSTRUCTIONAL VIDEO CLIP



RULE 40 PHYSICAL ABUSE OF OFFICIALS

SITUATION 40.1

Player A16 is a center and was previously warned on a face-off by the Linesperson. This time A16 lines up for the ensuing face-off and just as the opponent approaches the face-off dot, A16 deliberately slashes the arm of the Linesperson, obviously upset with the linesperson giving the player a warning in the face-off previously. What action should the Linesperson take?

ANSWER

Player A16 should immediately be assessed a game misconduct penalty. Rule 40.1..

INSTRUCTIONAL VIDEO CLIP



OFFICIALS

SITUATION 40.2

Can Rule 40 – Physical Abuse of Officials be applied if a player pushes or strikes an Off-Ice Official?

ANSWER

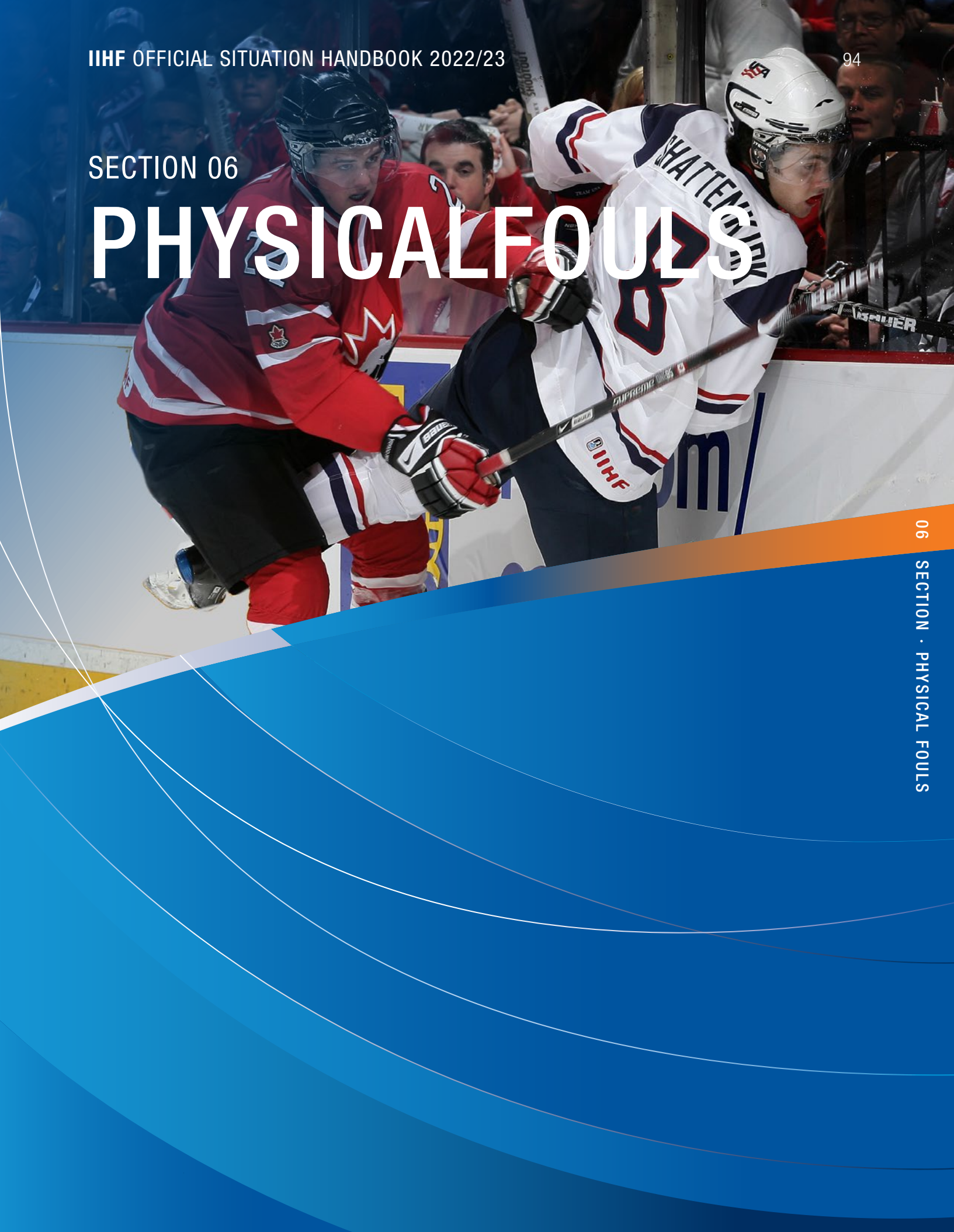
Yes, the off-ice official is to be seen as a game official just as the on-ice officials under this rule. Appropriate penalty is a game misconduct under rule 40.1 and submit a report to the Proper Authorities.

INSTRUCTIONAL VIDEO CLIP



SECTION 06

PHYSICAL FOULS



PHYSICAL FOULS

RULE 41 BOARDING

SITUATION 41.1

On an icing play, the back Linesperson sees the puck deflected by the non-offending team, however the front Linesperson doesn't notice the wave off and calls icing on the play. At the completion of the icing play, an attacker finishes the defending player into the boards and the Referee signals a minor for boarding. Now the back Linesperson overrules the icing call and the attacker pleads the case saying he knew that icing was nullified as the player had seen the puck deflected in neutral ice. What do the officials do? Where do you find this in the rule book?

ANSWER

The minor penalty for boarding is still assessed. The ensuing face-off will be conducted in the penalized team's defending zone. Rule 41.1 and Rule 76.2.

INSTRUCTIONAL VIDEO CLIP



RULE 42 CHARGING

SITUATION 42.1

True or False? Charging can only be applied if a player skates three or more strides just prior to hitting the opponent or who leaves the ice with the skates to deliver a check.

ANSWER

False – there is no mention of the number of strides required to determine “distance travelled” to assess a penalty under this rule. Rule 42.1.

INSTRUCTIONAL VIDEO CLIP



SITUATION 42.2

What is/are the penalty(ies) for a player charging the goalkeeper while the goalkeeper is out of the goal crease? Where do you find the answer in the rule book?

ANSWER

At the discretion of the Referee, it is possible to assess a minor, major, major plus game misconduct or a match penalty. Rule 42 and Rule 69.2.

PHYSICAL FOULS

INSTRUCTIONAL VIDEO CLIP



RULE 43 CHECKING FROM BEHIND

SITUATION 43.1

No situation.

RULE 44 CLIPPING

SITUATION 44.1

Team A16 is carrying the puck into the Team B end zone. Team B4 is skating backwards and lowers the body in an attempt to make a hip check on player A16. The body of Team B4 is so low that contact is in the area of A16's knees. Is this legal?

ANSWER

No. This would result in a penalty for clipping. Rule 44.

INSTRUCTIONAL VIDEO CLIP



RULE 45 ELBOWING

SITUATION 45.1

Can a major penalty for elbowing be assessed to a player even though there was no injury to the face or head of the opponent?

ANSWER

Yes. Rule 45.3

INSTRUCTIONAL VIDEO CLIP



RULE 46 FIGHTING

SITUATION 46.1

Two players (A6 and B12) square off in a fight (willing combatants). A second player from Team A (A44) enters the fight as third player in. A44 then fights with the opposing player in the original fight (B12). What is assessed if A44 (the third player in) is deemed to be the instigator of the second fight? Where do you find this in the rule book?

PHYSICAL FOULS

ANSWER

If A44 is deemed to be the instigator of the second fight, the following penalties shall be assessed:

A6 – 5 minutes + Game Misconduct penalty for fighting.

A44 – 2 minutes for being instigator, 5 minutes for fighting + game misconduct (third man in and instigator).

B12 – 5 + Game Misconduct penalty for the first fight and 5 minutes for the second

NOTE: In this scenario, Team A would play one player shorthanded for 2 minutes.

Rule 46

INSTRUCTIONAL VIDEO CLIP



SITUATION 46.2

At a stoppage of play, two opposing players come together and push and shove. The Team A player throws one attempted punch in response to the shove from the Team B player and then does not want to engage in a fight. However, the Team B player throws at least five punches at the Team A player. Can the Referees assess a minor penalty for roughing to the Team A player and a major penalty plus Game misconduct penalty for fighting to the Team B player? Is this an appropriate interpretation of the fighting rule?

ANSWER

Yes, this is an appropriate interpretation of the fighting rule. Rule 46 allows the Referees wide latitude in the penalties they may impose under this rule. In this situation, if the Referees feel the Team B player is a willing combatant, the player should also be assessed a game misconduct penalty.

INSTRUCTIONAL VIDEO CLIP



SITUATION 46.3

A16 instigates a fight with B13. B13 loses its jersey during the fight. The fight continues and now B13 becomes the aggressor. Even though A16 instigated the fight, does B13 still receive a penalty for being the aggressor?

ANSWER

Yes. Rule 46.4

INSTRUCTIONAL VIDEO CLIP



PHYSICAL FOULS

SITUATION 46.4

At 5:01 of the third period, the puck is shot into Team B's end zone at which point player B44 controls the puck on the end wall. Player A94 then slams player B44 into the boards from behind, causing the face of B44 to bleed. The Referee has a delayed major plus game misconduct penalty but before the referee blows the whistle, player B49 removes the helmet and comes to the "rescue" of the teammate, instigating a fight with player A94 who is not willing to fight. What penalties are assessed? What is the on-ice strength?

ANSWER

Player A94 shall be assessed a major penalty for boarding and game misconduct. A94 shall also be assessed a major penalty for fighting. Player B49 is assessed a minor penalty for instigating, a major penalty and a game misconduct penalty for fighting plus a minor penalty for Unsportsmanlike conduct (removing the helmet).

The on-ice strength will be 4 on 4 when starting the play at the next face-off. Rule 46 and 19.1.

INSTRUCTIONAL VIDEO CLIP



SITUATION 46.5

As the buzzer sounds to end the first period, there is a hit that brings all the players onto the ice together. A scrum follows and then a fight breaks out with two opponents who were not the original players involved. What penalties are assessed to these two players assuming they mutually agree to fight? Where do you find this in the rule book?

ANSWER

Both players will be assessed major penalties for fighting plus a game misconduct penalty. Rule 46.9.

INSTRUCTIONAL VIDEO CLIP



SITUATION 46.6

Just as the first period is coming to an end, a fight ensues. Both players are assessed major penalties for fighting plus a game misconduct penalty. Teams retire to their locker rooms for the intermission. At the start of the second period, prior to the puck being dropped, another fight erupts. Neither player is deemed to be an instigator. What rule is applied to these two players?

ANSWER

Both players would be assessed a major penalty plus game misconduct for fighting. 46.9.

INSTRUCTIONAL VIDEO CLIP



PHYSICAL FOULS

SITUATION 46.7

A11 and B22 drop their gloves and fight prior to the puck being dropped to start the 3rd period, what penalties are assessed?

A11 and B22 drop their gloves and fight prior to the puck being dropped after an off-side. What penalties are assessed?

ANSWER

Prior to the start of the 3rd period – both players would be assessed a major penalty for fighting and a game misconduct. Rule 46.9.

Prior to the puck being dropped following an off-side – both players would be assessed a major penalty plus a game misconduct penalty for fighting. Rule 46.10.

The action of dropping the gloves indicates a clear will to fight and a Game misconduct penalty must be assessed (willing combatant).

INSTRUCTIONAL VIDEO CLIP



SITUATION 46.8

Team A#12 receives a minor and a fighting major early in the first period. On his the second shift after returning to the ice Team A scores. While at the Penalty Box the Referees are informed that Team A#12 should have received a game misconduct for the major as it was his second major in the game. What do the Referees do?

ANSWER

The Referees must disallow the goal for an ineligible player (Rule 5.2) and assess Team A#12 a game misconduct.

INSTRUCTIONAL VIDEO CLIP



SITUATION 46.9

Team A12 receives a minor and a fighting major early in the first period. On the second shift after returning to the ice Team A scores. While at the Penalty Box the Referees are informed that Team A12 should have received a game misconduct for the major as it was their second major in the game. What do the Referees do?

ANSWER

The Referees must disallow the goal for an ineligible player (Rule 5.2) and assess Team A12 a game misconduct.

INSTRUCTIONAL VIDEO CLIP



PHYSICAL FOULS

SITUATION 46.10

A4 and B7 engage in a fight. A4 has tape on the hands (below the wrists). What penalties are assessed if A4 injures B7 in the fight?

ANSWER

A4 a match penalty. B7 major penalty for fighting and a game misconduct. Rule 46.5.

INSTRUCTIONAL VIDEO CLIP



SITUATION 46.11

Two opposing players become involved in a mutual fight. A teammate of one of the two fighting players comes in and intervenes. What penalty(ies) are assessed to the intervening player? Where do you find this in the rule book?

ANSWER

The intervening player is to be assessed a game misconduct penalty for being the third player into an altercation (plus any additional penalties that the player may incur). Note that this rule is most often applied when a fight is in progress. Rule 46.7. .

INSTRUCTIONAL VIDEO CLIP



SITUATION 46.12

In a game where both starting goalkeepers have been ejected from the game after being involved in a line brawl, the home team Coach (Team A) knowing the visiting team (Team B) does not have a third goalkeeper, sends the most violent player on to the ice. Again, they have another line brawl (at least one altercation has already started). The Team A goalkeeper leaves the goal crease, drops the gloves, travels the length of the ice and jumps Team B's goalkeeper. Both goalkeepers end up fighting. What penalties are assessed to both goalkeepers? Will Team B have to dress another player to play the position as goalkeeper?

ANSWER

Team A goalkeeper: minor penalty for leaving the crease, minor penalty for being the instigator, major penalty for fighting and a game misconduct penalty (instigator).

Team B goalkeeper: major penalty for fighting and shall remain in the game as per Rule 46.6 if the referee deems the goalkeeper to be an unwilling combatant just defending against an instigator. In that specific situation, Team B will not have to dress another player to play goal.

INSTRUCTIONAL VIDEO CLIP



PHYSICAL FOULS

SITUATION 46.13

Team A gets a boarding minor as the first period ends which causes a scrum. No additional penalties are assessed. As the teams return to the ice for the start of the second period, a Team B player says something to the Team A player who is making the way across the ice to the Penalty Box to serve the minor penalty for boarding. They drop the gloves and fight. A second fight breaks out. What penalties are called?

ANSWER

Players involved in a fighting situation as described above in a game shall be assessed a major penalty and a game misconduct 46.10.

INSTRUCTIONAL VIDEO CLIP



SITUATION 46.14

What penalty is assessed to a player on the Players' Bench who gets involved with two players fighting on the ice?

ANSWER

The appropriate penalty according to the playing rules shall be assessed when a player on the Players' Bench gets involved with an opponent on the ice during a stoppage in play. Therefore, a game misconduct for being the third man in could reasonably be applicable in this situation together with any other penalty that the player might incur in the situation.

Rule 46.11.

INSTRUCTIONAL VIDEO CLIP



SITUATION 46.15

Players A2 and B24 engage in a fight. B24 has tape on the hands (below the wrist) and during the fight injures A2. What penalties are assessed?

ANSWER

A2 – 5 minutes plus game misconduct for fighting. B24 – a match penalty for fighting (46.5)

INSTRUCTIONAL VIDEO CLIP



PHYSICAL FOULS

SITUATION 46.16

A player sucker punches an opponent who is unsuspecting of the punch. What penalty should be assessed?

ANSWER

Match penalty. Rule 46.5.

INSTRUCTIONAL VIDEO CLIP



SITUATION 46.17

A player is about to be assessed a match penalty for Boarding. An opposing player takes exception to the foul and the two players fight. A third player enters the altercation. Is a game misconduct assessed to this third player? Where do you find this answer in the rule book?

ANSWER

Yes, a Game Misconduct penalty should be assessed as the Match penalty is assessed for a Boarding situation and not within the Fighting situation. Rule 46.7

INSTRUCTIONAL VIDEO CLIP



SITUATION 46.18

During a scrum, a Blue player loses its helmet. The player then breaks away from the crowd and is about to engage in a fight with an Orange player. The Orange player, to make it fair, removes its helmet. Other than the fighting majors, what other penalties should be assessed?

ANSWER

The Orange player should be assessed an additional minor penalty for unsportsmanlike conduct for removing the helmet prior to engaging in a fight. Rule 46.12.

INSTRUCTIONAL VIDEO CLIP



PHYSICAL FOULS

SITUATION 46.19

During a scrum, a blue team player tries to entice an opponent into a fight, but the opponent is unwilling to engage. The blue team player sucker punches the unwilling opponent in the face anyway, causing an injury. What penalty should be assessed to the blue team player?

ANSWER

The blue team player should be assessed a match penalty. 46.5

INSTRUCTIONAL VIDEO CLIP



RULE 47 HEAD BUTTING

SITUATION 47.1

Can a major penalty for head-butting be assessed even though there is no apparent injury to the player that was fouled?

ANSWER

Yes, at least a major plus game misconduct is assessed to any player who head-butts an opponent. Rule 47.3

INSTRUCTIONAL VIDEO CLIP



RULE 48 ILLEGAL HIT TO THE HEAD OR NECK

SITUATION 48.1

One of the Referees witnesses a check delivered by a player on an opponent that in the judgment of the referee and from the sight line clearly targets the head and the head is the main point of contact. As the referee reacts to the foul and raises the arm for the penalty, the referee gets the feeling that this was not an overly aggressive hit, but head contact was made, so a minor penalty will be assessed. However, after the play is stopped, it is clear the player that was checked is injured. Must you now assess a match penalty?

ANSWER

This type of check is often followed by a scrum amongst opposing players. Once the scrum is broken up, the four officials huddle together. This is a good time to discuss the illegal check to the head infraction. If they also feel that the check was not overly aggressive, then stick with the minor penalty. However, if one official is adamant that from the sight line it was clearly an overly aggressive hit, assess the match penalty. Rule 48.

INSTRUCTIONAL VIDEO CLIP



PHYSICAL FOULS

RULE 49 KICKING

SITUATION 49.1

During a scramble in front of Team A's net, a Team B player kicks the puck which deflects off another Team B player's stick, then hits the goalkeeper's pad and into the net. Is this a good goal? Where do you find this in the rule book?

ANSWER

Goal. Rule 49.2 (II) states, "A kicked puck that deflects off the stick of any player (excluding the goalkeeper's stick), shall be ruled a good goal." The fact that it deflects off the goalkeeper does not change the fact that it hit a player's stick following the kicking motion and prior to deflecting off the goalkeeper..

INSTRUCTIONAL VIDEO CLIP



RULE 50 KNEEING

SITUATION 50.1

No situation.

RULE 51 ROUGHING

SITUATION 51.1

During a scrum, the goalkeeper punches an opponent in the head using the blocker glove. What penalty should be assessed?

ANSWER

If in your judgment you feel that this was likely to injure the opponent, a match penalty is to be assessed. Otherwise, a minor penalty for roughing would be appropriate. Rule 51.

INSTRUCTIONAL VIDEO CLIP



RULE 52 SLEW-FOOTING

SITUATION 52.1

What penalty is to be assessed to a player that uses the leg or foot as well as the arm or elbow to cause the opponent to fall violently to the ice? Who can assess this infraction? Are there any other rules in the book that would apply if the opponent was not violently thrown to the ice or if the leg and arm action is minimal?

PHYSICAL FOULS

ANSWER

Rule 52 states that a Match Penalty is the only option for this violent infraction, anyone on the ice can assess this penalty. If the action is minimal or the opponent is not violently thrown to the ice, the Referees may choose to use rules 51 Roughing or 57 Tripping to address this action.

INSTRUCTIONAL VIDEO CLIP



RULE 53 THROWING EQUIPMENT

SITUATION 53.1

A player in frustration after missing on a breakaway, heads to the bench and slams the stick over the bench causing it to break in two and the shaft and blade flies back into play, interfering with an opposing player breaking through the neutral zone, striking the player and causing the player to lose the puck (or sustains an injury). What should the officials do? Are penalties assessed? Where do you find this in the rule book?

ANSWER

There are a variety of rules that can be considered by the Referees. Good judgment and common sense would have to prevail when evaluating the situation and the result. Some considerations could be:

Rule 53.2 – minor penalty for interference

Rule 53.7 – Penalty Shot

Rule 53.8 – Awarded Goal

Rule 60.3 – double-minor penalty for high-sticking

Rule 75.2 – minor penalty for unsportsmanlike conduct.

INSTRUCTIONAL VIDEO CLIP



SITUATION 53.2

Team A is shorthanded by reason of a minor penalty. The Team A goalkeeper is out of the goal crease area attempting to play the puck but loses control of the puck. Team B gains control of the puck and is about to shoot the puck at the vacated net when the Team A goalkeeper throws the stick at the puck carrier. Team B scores anyway. What happens to the penalty that was signaled against the goalkeeper for throwing the stick (which would have been a Penalty Shot)?

ANSWER

The scoring of the goal by Team B nullifies the original minor penalty being served by Team A. The penalty to the Team A goalkeeper for throwing the stick (which would have resulted in a Penalty Shot), is now assessed as a minor penalty and served by a player who was on the ice at the time of the infraction. Rule 53.2 (see also Rule 15.4).

PHYSICAL FOULS

INSTRUCTIONAL VIDEO CLIP



SITUATION 53.3

Player A loses the stick in its defending zone. A teammate uses its own stick to slide Player A's stick into the feet and the player is immediately picking it up. Is this a penalty? Where do you find this in the rule book?

ANSWER

This is a minor penalty to the player who shoots the stick to its teammate. Rule 10.3.

INSTRUCTIONAL VIDEO CLIP



SITUATION 53.4

A player tosses the stick into the stands in protest of a penalty call. What is the penalty(ies) that are assessed? Where do you find this in the rule book?

ANSWER

A minor penalty for unsportsmanlike conduct plus a game misconduct penalty. Rule 53.2 (IV), and Rule 53.5 (see also Rule 39.5).

INSTRUCTIONAL VIDEO CLIP



SITUATION 53.5

An attacking player has the puck in the attacking zone. A defending player throws its stick or broken stick towards the puck carrier. This is a Penalty Shot. Who shall be eligible to take the shot? Where do you find this in the rule book?

ANSWER

The penalty shot may be taken by anyone designated by the coach or captain. Rule 24.3

INSTRUCTIONAL VIDEO CLIP



PHYSICAL FOULS

SITUATION 53.6

Player A, whose team is shorthanded, chases the puck carrier from behind Team A's net into the corner and up the boards towards the hash marks. Player A encounters a broken stick in its path and shoots the broken shaft portion at the puck carrier, hitting the player in the ankles. What is the call? Where do you find this in the rule book?

ANSWER

Allow play to continue and assess a Penalty Shot to the player fouled if no goal is scored on the play. Rule 53.7.

INSTRUCTIONAL VIDEO CLIP



SITUATION 53.7

During a play in Team A's attacking zone, a glove is on the ice near the blue line. The defensive player from Team A has control of the puck and is getting ready to pass the puck to one of its teammates. A Team B player shoots the glove at the puck and knocks it from the defensive player's stick. The action is not seen by either of the Referees, however it is seen by the Linesperson. What does the Linesperson do in this situation? Where do you find this in the rule book?

ANSWER

The Linesperson shall stop play and inform the Referee of the situation. A Penalty Shot shall be awarded to Team A. Rule 32.5.

INSTRUCTIONAL VIDEO CLIP



SITUATION 53.8

Team A9 has possession and control of the puck and then loses control of it in the attacking zone just as a Team B3 throws its stick towards the puck. What is the ruling? Where do you find this in the rule book?

ANSWER

If no goal is scored on the play, then a Penalty Shot is awarded. Rule 53.7.

INSTRUCTIONAL VIDEO CLIP



PHYSICAL FOULS

SITUATION 53.9

A skater loses its stick in the corner. A teammate puts its own stick on top of the stick laying on the ice and drags it back towards the player without the stick, leaving it 5 feet short of the teammates. The player without a stick then skates over and picks it up. What is the Referee's decision?

ANSWER

Common sense would dictate that since the teammate did not throw or shoot the stick, nor did the stick interfere with the puck or another player from the attacking team, no penalty would be assessed. In this situation is not the criteria or spirit of rule 53 supporting a penalty call..

INSTRUCTIONAL VIDEO CLIP



SITUATION 53.10

A player is on a breakaway and is in the neutral zone when a fan throws an octopus onto the ice in its path, causing the skater to hesitate or even stop. What does the Referee do? Does the referee give the player a chance to shoot again? Does the Referee stop play? Where do you find this in the rule book?

ANSWER

If the thrown object causes the player to lose control of the puck or to fall, the Referee shall award a Penalty Shot to the player who was fouled. Rule 53.7.

INSTRUCTIONAL VIDEO CLIP



SITUATION 53.11

The Referee has a minor penalty on delay against Team A. The Team B goalkeeper has been substituted for an extra attacker. A Team B player passes the puck back in the direction of its goal to a teammate who misses the pass. The puck is heading towards the empty goal. A Team B player in desperation to stop the puck, throws its stick from the neutral zone at the puck (now in the defending zone) going towards the empty goal. What is the Referee's call if the Team B player's stick makes contact with the puck preventing it from entering the goal? What is the call if the thrown stick misses the puck completely, but the puck still goes wide of the net? Where do you find this in the rule book?

ANSWER

In the first situation, a goal is awarded to Team A, stop play when stick contacts puck. Signaled minor penalty is assessed to Team A. Rule 53.8, and Rule 78.5.

In the second situation, play is stopped as soon as puck misses net. It would be unfair to stop play immediately even though both

PHYSICAL FOULS

teams receiving penalties, until it is evident the puck will miss net. A minor is assessed to Team A, and Team B player who threw stick shall receive a minor penalty for interference. The stick was thrown in direction, but did not interfere with puck, therefore a minor penalty is assessed. Rule 53.2 (l).

INSTRUCTIONAL VIDEO CLIP



SITUATION 53.12

Player 'A' loses its stick in the defending zone. A teammate uses its own stick to slide the lose stick towards the teammate and the player immediately picks it up. What should the officials do?

ANSWER

Assess a minor penalty to the player who slid the stick to its teammate. Rule 10.3.

INSTRUCTIONAL VIDEO CLIP



SITUATION 53.13

A defending player from Team B shoots a glove lying on the ice at an attacking player of Team A with possession of the puck in the defending zone. What is the correct procedure and call to be made?

ANSWER

Allow play to be completed and if a goal is not scored a Penalty Shot shall be awarded to the non-offending team. Rule 53.7.

INSTRUCTIONAL VIDEO CLIP



SITUATION 53.14

Team A removes its goalkeeper for an extra attacker. Team B player forces a turnover at the blue line and heads towards the empty net. A Team A player throws its stick at the Team B puck carrier. What does the Referee call?

ANSWER

Awarded goal. Rule 53.8.

PHYSICAL FOULS

INSTRUCTIONAL VIDEO CLIP



SITUATION 53.15

Red #10 is whistled for a third holding minor of the game. After being assessed the minor penalty, out of frustration, the player breaks the stick over the crossbar then throws the stick into the crowd. What would you then assess #10?

ANSWER

A game misconduct shall be assessed under Rule 53.5 for intentionally throwing equipment out of the arena. If the Referee feels this act was in protest of the call, then an additional minor penalty for unsportsmanlike conduct would also be assessed.

INSTRUCTIONAL VIDEO CLIP



SITUATION 53.16

The Red team has pulled their goalkeeper for an extra attacker. The Green team is signaled for a delayed off-side as a Green player in the attacking zone chases after a loose puck. A Red player throws its stick at the loose puck to prevent the Green player from reaching it and getting a shot at the vacated net. Should a goal be awarded?

ANSWER

No goal should be awarded in this scenario. The Green team was incapable of legally scoring a goal because of the delayed off-side being signaled. However, the throwing of the stick cannot be ignored and a minor penalty under Rule 53.2 must be assessed.

INSTRUCTIONAL VIDEO CLIP



SITUATION 53.17

A player skates passed a broken stick lying on the ice and “flicks” it with its own stick high in the air as the player goes by. The portion of the stick that the player sent flying goes into the crowd. What, if anything, should be assessed to this player?

ANSWER

The player should be assessed a misconduct penalty. Rule 53.4

INSTRUCTIONAL VIDEO CLIP



SECTION 07

RESTRAINING FOULS

RESTRAINING FOULS

RULE 54 HOLDING

SITUATION 54.1

No Situation.

RULE 55 HOOKING

SITUATION 55.1

A Team A player takes a shot towards the opponent's goal from just inside the attacking blue line. A Team B defending player blocks the shot and the puck deflects past the Team A shooter and into the neutral zone. The Team B player who blocked the shot skates past the Team A player, over the blue line into the neutral zone, and will be on a breakaway when the player gets to the loose puck. The player is hooked from behind and the Referee raises the arm for a Penalty Shot. One second after the penalty is signaled the period ends. Even if the Team B player had not been hooked, the player would never have had time to skate down the ice with the puck to make an attempt on the goal. With this fact in mind, is the Penalty Shot still awarded? Where do you find this in the rule book?

ANSWER

No. A minor penalty for hooking should be called. The rationale is that since the time in the period expired, the player was never denied a reasonable chance to score, and therefore the foul did not meet all the criteria required to award a Penalty Shot. Rule 24.8(III); Rule 55.2; Rule 55.3; and Rule 55.5.

INSTRUCTIONAL VIDEO CLIP



SITUATION 55.2

Blue #24 gains possession of the puck just inside its own blue line and chips it past the Red defensive player. Blue #24 passes the red defensive player and is set to be on a breakaway but is hooked down by the Red player. Blue #21, with speed, gets by the Red player as well and collects the loose puck and skates down the ice and gets a reasonable chance to score. What is the call?

ANSWER

Since Blue was not denied a reasonable chance to score, no penalty shot is awarded, but the minor penalty for hooking shall be assessed to the player in Team Red. Rule 55.2.

INSTRUCTIONAL VIDEO CLIP



RESTRAINING FOULS

RULE 56 INTERFERENCE

SITUATION 56.1

A Team A player breaks its stick and a player from Team B happens to lose its stick during the same play. Can the Team A player pick up the Team B player's stick and use it assuming it is not broken?

ANSWER

No. The Team A player may only receive a replacement stick at its own Players' Bench or be handed one from a teammate on the ice, otherwise a minor penalty shall be imposed. Rule 10.3. Or, if the Team B player who has lost its stick is still on the ice, Rule 56.2 (V) could be applied if the Referee deems the Team A player has prevented the Team B player from regaining possession of the stick.

INSTRUCTIONAL VIDEO CLIP



SITUATION 56.2

Team A4 enters the attacking zone with the puck and goes to take a shot but the stick breaks and the puck goes to team B3 player who starts up the ice 1 on 1 in the neutral zone. In frustration A4 throws the broken portion of the stick against the boards. It rebounds off the boards and hits B3 in the neutral zone causing B3 to lose the puck. What is the decision on the ice? Where do you find this in the rule book?

ANSWER

A4 is given a minor penalty. Rule 53.2 and Rule 56.2 (VI).

INSTRUCTIONAL VIDEO CLIP



SITUATION 56.3

Player A's penalty has just expired and as the player is stepping out of the box, the puck is shot and passes in front of the Penalty Box. The player steps on the ice with the other foot still in the Penalty Box and redirects the puck. Is this a legal play? Where do you find this in the rule book?

ANSWER

No, this is not a legal play. The player shall be assessed a minor penalty for interference. Rule 56.2 (VIII).

INSTRUCTIONAL VIDEO CLIP



RESTRAINING FOULS

SITUATION 56.4

Team A has removed its goalkeeper for an extra attacker. Team B2 forces a turnover at the blue line and heads towards the empty net. In frustration, a Team A player not on the ice grabs the sweater of Team B10 on the ice in front of Team A's bench. What do the officials do? Where do you find this in the rule book?

ANSWER

Award a goal to Team B. Rule 56.8.

INSTRUCTIONAL VIDEO CLIP



SITUATION 56.5

What penalty is assessed to a player on the Players' Bench who gets involved with two players fighting on the ice?

ANSWER

The appropriate penalty according to the playing rules shall be assessed when a player on the Players' Bench gets involved with an opponent on the ice during a stoppage in play. Therefore, a game misconduct for being the third player in could reasonably be applicable in this situation.

INSTRUCTIONAL VIDEO CLIP



SITUATION 56.6

Team A goalkeeper lunges across the goal crease to make a save. In so doing, the goalkeeper loses the catching glove. We know that it is not mandatory that play be stopped if, in the opinion of the Referee, the goalkeeper is not in immediate risk of injury or if the opposing team has an immediate or impending scoring opportunity. With this being said, what happens now if an opposing player shoots the glove away from the goalkeeper into the corner?

ANSWER

A minor penalty for interference shall be assessed to the offending player. Rule 56.2 (V).

INSTRUCTIONAL VIDEO CLIP



RESTRAINING FOULS

SITUATION 56.7

A player on the Players' Bench reaches over the boards with the stick and plays the puck as it goes by. The player then comes over the boards on a line change. Is this legal? Where do you find the answer in the rule book?

ANSWER

No, this is not legal. A minor penalty for interference shall be assessed. Rule 56.2 (VII) and Rule 74.1.

INSTRUCTIONAL VIDEO CLIP



Video: No, this is not legal. A minor penalty for interference shall be assessed. Rule 56.2 (vii) and Rule 74.1.

SITUATION 56.8

A player in the neutral zone shoots a broken portion of a stick at the opposing puck carrier who is also in the neutral zone. What penalty, if any, is assessed to the offending player? Where do you find this in the rule book?

ANSWER

A minor penalty for interference should be assessed under Rule 56.2 (VI). This is also addressed under Rule 53.2 (I).

INSTRUCTIONAL VIDEO CLIP



SITUATION 56.9

A defending player loses its stick in the defending zone near the blue line. The defending player skates towards its own goal to continue playing in a defensive role (without a stick). The attacking defensive player shoots the stick out of the way into the neutral zone. Should that player be assessed a penalty for interference?

ANSWER

The attacking defensive player should only be penalized if, in the opinion of the Referee, the player moved the stick to prevent the player who has lost the stick from retrieving it. In this case, the player was only moving it out of the way. No penalty should be assessed. Rule 56.2.

INSTRUCTIONAL VIDEO CLIP



RESTRAINING FOULS

RULE 57 TRIPPING

SITUATION 57.1

A Team A player takes a shot towards the opponent's goal from just inside the attacking blue line. A Team B defending player blocks the shot and the puck deflects past the Team A shooter and into the neutral zone. The Team B player who blocked the shot skates past the Team A player, over the blue line into the neutral zone, and will be on a breakaway when reaching the loose puck. Team B player is tripped from behind and the Referee raises the arm for a Penalty Shot. One second after the penalty is signaled the period ends. Even if the Team B player had not been tripped, the player would never have had time to skate down the ice with the puck to make an attempt on the goal. With this fact in mind, is the Penalty Shot still awarded?

ANSWER

No. A minor penalty for hooking should be called. The rationale is that since the time in the period expired, the player was never denied a reasonable chance to score, and therefore the foul did not meet all the criteria required to award a Penalty Shot. Rule 24.8 (III); Rule 55.2 and Rule 57.6

INSTRUCTIONAL VIDEO CLIP



SITUATION 57.2

A13, steals the puck from B25 in Team B's defending zone. B25 turns and trips A13 who is now in the neutral zone with no one to pass before reaching the goal. The trip causes A13 to fall to the ice and lose the puck. What is the call? Where do you find this in the rule book?

ANSWER

Award a Penalty Shot. 24.8

INSTRUCTIONAL VIDEO CLIP



SITUATION 57.3

An attacking player is on a breakaway and is fouled from behind calling for the Referee to raise the arm to signal an impending Penalty Shot. However, an attacking teammate, picks up the puck and continues in on goal and gets a reasonable chance to score. Is a Penalty Shot still called in this situation?

ANSWER

No. Rule 24.8 states that the intent of the rule (awarding a Penalty Shot) is to restore a reasonable scoring opportunity which has been lost. If a teammate is able to gain a reasonable scoring opportunity, then no Penalty Shot should be awarded but the appropriate penalty should be signaled and assessed if a goal is not scored on the play.

RESTRAINING FOULS

INSTRUCTIONAL VIDEO CLIP



SITUATION 57.4

Team A attempts to take a shot just inside the attacking blue line. A Team B player blocks the shot and the puck deflects into the neutral zone. The Team B player tries to skate past the Team A player who is now in the neutral zone as well. Realizing that the Team B player will be on a breakaway, the Team A player hooks the Team B player. The Referee signals a delayed Penalty Shot. While the delay is on, the Team B player continues on the breakaway. The same Team A player catches the Team B player and again fouls the opponent from behind denying a reasonable scoring opportunity. What should the Referee do?

ANSWER

The Referee would assess a Penalty Shot to the Team B player that is fouled to restore the lost scoring opportunity and assess the Team A player an additional minor for hooking. This penalty must be served regardless of whether the shot is successful. (Rule 24.6.)

NOTE: Two separate fouls (as they relate to Penalty Shots being awarded) means that two things have happened to warrant the assessment of Penalty Shots. For example, a player is fouled from behind on a breakaway, and then a defending player covers the puck in the crease. These would be two separate fouls calling for a Penalty Shot, and therefore, they would be awarded two Penalty Shots. However, in the question above, only one of the two fouls result in a Penalty Shot because only one of the fouls meets all the criteria for a Penalty Shot. The first foul no longer denies the puck carrier a reasonable chance to score since the player is able to continue the breakaway (Rule 24.8). Therefore, the first foul is assessed as a minor penalty.

INSTRUCTIONAL VIDEO CLIP



SECTION 08

STICK FOULS



STICK FOULS

RULE 58 BUTT-ENDING

SITUATION 58.1

A player uses the butt-end of its stick to prevent an opponent's movement. What penalty should be assessed?

ANSWER

A minor penalty for holding or for hooking should be assessed. Rule 54 or Rule 55.

INSTRUCTIONAL VIDEO CLIP



SITUATION 58.2

A23 and B16 are tangled together and muttering to each other inside Team A's zone. As they separate and head to their respective benches, A23 deliberately tries to inflict a vicious butt-end into the mid-section of B16, but misses the opponent. The Referees are busy scanning the ice for other fouls and do not see this action take place. It is witnessed only by one of the Linespersons. What penalties if any can the Linesperson issue in this situation? What is the procedure and where do you find this in the Rule Book?

ANSWER

The penalty for attempting to butt-end an opponent is a double-minor penalty (Rule 58.2). However, double-minor penalties (other than high-sticking) are not on the list of infractions that can be reported by a Linesperson. If this act had occurred in a scrum for example, then the opening sentence in Rule 32.4 would be appropriate, "The Linesperson shall give to the Referees the interpretation of any incident that may have taken place during the game." The Referees could then factor in this information when deciding what penalties to assess following the scrum.

INSTRUCTIONAL VIDEO CLIP



RULE 59 CROSS-CHECKING

SITUATION 59.1

No situation.

RULE 60 HIGH-STICKING

SITUATION 60.1

Off the face-off in Team A's end zone, A20 attempts to draw the puck back and in the process hits Team B's center (B10) in the face with the butt-end of the stick. B10 immediately drops to the ice in a pool of blood and the play is stopped. Neither Referee witnessed what took place. The Linesperson informs the Referee what happened. What is the Referee's decision? Where is the ensuing face-off? Where do you find this in the rule book?

STICK FOULS

ANSWER

After consulting with the Linesperson who saw the play, if it is determined that the contact was accidental due to both players being bent over during the face-off, no penalty shall be assessed. The face-off shall be conducted in the neutral zone outside of Team A's zone. Rule 60.1 and Rule 8.1.

INSTRUCTIONAL VIDEO CLIP



SITUATION 60.2

A player in frustration after missing on a breakaway, heads to the bench and slams the stick over the bench causing it to break in two and the shaft and blade flies back into play, interfering with an opposing player breaking through the neutral zone, striking the opponent and causing the player to lose the puck (or sustains an injury). What should the officials do? Are penalties assessed? Where do you find this in the rule book?

ANSWER

There are a variety of rules that can be considered by the Referees. Good judgment and common sense would have to prevail when evaluating the situation and the result. Some considerations could be:

Rule 53.2 – minor penalty for interference

Rule 53.7 – Penalty Shot

Rule 53.8 – Awarded Goal

Rule 60.3 – double-minor penalty for high-sticking

Rule 75.2 – minor penalty for unsportsmanlike conduct.

INSTRUCTIONAL VIDEO CLIP



SITUATION 60.3

An attacking player is carrying the stick so that the blade of its stick is clearly above the crossbar. The puck is shot from the point and makes contact with this player's stick on the shaft, near the waist and goes directly into the opponent's goal. Should this goal be washed out for being contacted with a high-stick? Where do you find this in the rule book?

ANSWER

No. This is a good goal. The determining factor is where the puck makes contact with the stick. If the puck makes contact with the stick below the level of the crossbar and enters the goal, this goal shall be allowed. Rule 80.3

INSTRUCTIONAL VIDEO CLIP



STICK FOULS

SITUATION 60.4

The Linesperson sees the stick of A20 brush the chin of B6. The Linesperson does not see any injury and the high-stick goes unnoticed by the Referees.

ANSWER

This would be deemed a missed call, not unlike a trip or a hook that happens in the game and doesn't get called.

INSTRUCTIONAL VIDEO CLIP



SITUATION 60.5

The Linesperson sees the stick of A20 contact the face of B6. There is no reaction by either Referee and B6 has sustained an injury of which the Linesperson is certain.

ANSWER

The Linesperson should stop the play immediately and inform the Referees of the infraction committed by A20 and the appropriate double-minor penalty shall be assessed. Rule 32.4.

INSTRUCTIONAL VIDEO CLIP



SITUATION 60.6

A32 was struck in the face with a high-stick earlier in the game, cutting the player above the right eye, resulting in a double-minor penalty to Team B56. Later in the same game, Team A32 takes a high-stick in the face from Team B61, again above the right eye, reopening the cut. What penalty is assessed?

ANSWER

Double-minor penalty to Team B61. When a player carries or holds any part of the stick above the shoulders of an opponent so that an injury results a double minor penalty is to be assessed. Rule 60.3.

INSTRUCTIONAL VIDEO CLIP



SITUATION 60.7

A player, using a cross-checking motion, contacts an opponent in the face. The opponent is cut. Since the contact was above the shoulders, are you limited to only assessing a double-minor penalty for high-sticking, or since the crosschecking motion was utilized,

STICK FOULS

can you assess a major plus game misconduct penalty for cross-checking?

ANSWER

Even though the definition of a high-stick is contact above the shoulders, a reckless crosschecking to the face can still be called as a crosschecking. In this situation, the referee can choose between a double minor for high sticking, or a major and a game misconduct for crosschecking. Rule 59 and rule 60 should be used in making this call.

INSTRUCTIONAL VIDEO CLIP



SITUATION 60.8

A player winds up and takes a shot and during the follow-through the stick contacts the opponent in the face causing injury. What penalty is assessed and where do you find this in the rule book?

ANSWER

No penalty is assessed provided this was considered a normal wind-up or follow through of a shooting motion. Rule 60.1.

INSTRUCTIONAL VIDEO CLIP



SITUATION 60.9

Right after Team B scores a goal, Team A2 winds up to shoot the puck down the ice in frustration. The wind up causes the blade to strike Team B4 in the face causing an obvious cut on the chin. What action should be taken?

ANSWER

Rule 60.1 states that "...a player is permitted accidental contact on an opponent if the act is committed as a normal wind up or follow through of a shooting motion..." Since the above act is not a normal shot or pass then a double-minor penalty would be the appropriate penalty to assess Team A2. Rule 60.3.

INSTRUCTIONAL VIDEO CLIP



SITUATION 60.10

A player attempts to take a shot but fans on the shot and misses the puck, but the follow-through hits an opponent in the face causing an injury. What is the call?

STICK FOULS

ANSWER

No penalty. This was a normal wind-up or follow through of a shooting motion. Rule 60.1.

INSTRUCTIONAL VIDEO CLIP



SITUATION 60.11

A player is struck in the face by an opponent's errant stick. The Referee indicates a delayed penalty. During the delay and before the whistle is blown, the fouled player goes to the players' bench and is replaced by a teammate. Now that the player is off the ice, can the Referee approach that player to verify the extent of the injury to the face (if any)?

ANSWER

If the Referee is satisfied that the player never left the bench area and a quick assessment can be made to determine if any injury resulted from the high stick, then the referee should approach the player on the bench. Rule 60.3.

INSTRUCTIONAL VIDEO CLIP



SITUATION 60.12

The Referee signals a penalty for high-sticking. Upon completion of the play, the Referee checks the player for injury and sees a cut on the chin. The referee selects to assess a double-minor penalty for high-sticking. The Coach of the penalized team wants the Referee to review the play on video. Is the Referee obliged to do so?

ANSWER

No. The Referee is not obliged to review the play on video, however, if there is any question on whether it was an opponent's stick or the puck that may have caused the injury (or some other occurrence) it would be best to confirm on video. Rule 60.

INSTRUCTIONAL VIDEO CLIP



RULE 61 SLASHING

SITUATION 61.1

Team A16 is on a breakaway in the neutral zone. Team B's goalkeeper has been removed for an extra attacker. Team A16 is fouled from behind calling for an Awarded Goal. Before the Referee can blow the whistle to stop play and award the goal to Team A, Team A16 slashes the Team B player who made the foul from behind, worthy of a minor penalty. What action should be

STICK FOULS

taken by the Referee?

ANSWER

The goal is to be awarded to Team A. The slashing penalty to Team A16 is to be assessed in the normal fashion. Rule 25.1 and Rule 61.2.

INSTRUCTIONAL VIDEO CLIP



SITUATION 61.2

A Red team player is pursuing the Yellow puck carrier. The Red player reaches in with its stick and whacks the opponent on the stick above the lower hand. Should this be penalized as slashing?

ANSWER

Yes, any whack by the defending player on the stick or hands of an opponent on or above the lower hand shall be penalized as slashing. Rule 61.1.

INSTRUCTIONAL VIDEO CLIP



RULE 62 SPEARING

SITUATION 62.1

No situation.

ANSWER

No answer

SECTION 09

OTHER FOULS

OTHER FOULS

RULE 63 DELAYING THE GAME

SITUATION 63.1

The goalkeeper comes way out of the goal crease (3 meters) to cut down the angle on a shot. The shot is taken, the goalkeeper catches it and immediately drops the puck in the area directly in front onto the stick, as if to play it to a teammate. The goalkeeper then notices an attacking player is bearing down on in that direction and decides to fall onto the puck, freezing it for a stoppage of play. Should this be a penalty to the goalkeeper for delaying the game?

ANSWER

Yes, since the freezing of the puck was not a direct result from making the save, the goalkeeper should be penalized for delaying the game. Rule 63.2 (I) and (VI).

INSTRUCTIONAL VIDEO CLIP



SITUATION 63.2

A minor penalty is being signaled by the Referee against A44. The teammate, A16, who is in the defending zone gains possession and control of the puck and as the whistle blows for the delayed penalty, the player shoots the puck which goes over the glass and into the crowd. How does the Referee handle this situation? Where do you find this in the rule book?

ANSWER

Since the whistle is blown to stop play as soon as Team A gains possession and control of the puck, no additional penalty is assessed to Team A16 for shooting the puck over the glass into the crowd. Rule 15.1.

INSTRUCTIONAL VIDEO CLIP



SITUATION 63.3

Under what circumstance would a penalty not be assessed for a shot by the defensive player originating in the defensive zone (non-deflected) that clears the glass completely and ends up in the Penalty Bench? Where do you find this in the rule book?

ANSWER

When the puck clears the glass at a point in the Penalty Bench where the glass is lower than the normal height around the rink, no penalty shall be assessed. Rule 63.2 (III).

INSTRUCTIONAL VIDEO CLIP



OTHER FOULS

SITUATION 63.4

A delayed penalty is signaled against the attacking team in the attacking zone. The defending player shoots the puck over the glass. Where is the ensuing faceoff? Where do you find this in the rule book?

ANSWER

The ensuing face-off shall be conducted at the nearest face-off spot in the defending zone of the team that shot the puck over the glass. The defending team will also be assessed a delay of game penalty. Rule 85.1; Rule 63.2 (III).

INSTRUCTIONAL VIDEO CLIP



SITUATION 63.5

A defending player from the defending zone flips the puck high in the air and it hits the clock. Is this a penalty for delay of game? Where do you find this in the rule book?

ANSWER

No. The rule for shooting the puck out of play from the defending zone refers to shooting the puck 'over the glass'. Rule 63.2 (III); Rule 85.1.

INSTRUCTIONAL VIDEO CLIP



SITUATION 63.6

As a Linesperson drops the puck for a face-off in Team A's defending zone, Team A's center clearly wins the draw and in doing so, causes the puck to go directly over the glass and out of play in the defending zone. What is the ruling on this play? Where do you find this in the rule book?

ANSWER

No penalty as the puck went out of play as the direct result of a face-off. Rule 85.1 and Rule 63.2 (III).

INSTRUCTIONAL VIDEO CLIP



SITUATION 63.7

With 2:03 left in the third period, Team A shoots the puck into Team B's end zone. While the puck is in the end-zone, a Team B defensive player deliberately dislodges the goal from its normal position. The puck is not touched by any player until it's stopped by

OTHER FOULS

the offending team with 1:59 remaining in the third period. The Referee is about to award the Penalty Shot, but Team B claims that the net was dislodge at 2:03 and should have resulted in a stoppage of play and be called for a minor penalty instead of a Penalty Shot. What is the Referee's decision? Where do you find this in the rule book?

ANSWER

A minor penalty shall be imposed on any player who delays the game by deliberately dislodging a goal post from its normal position. The Referee shall immediately stop play when the offending team gains control of the puck. Rule 63.2 (IV). The Penalty shot shall be awarded since the minor penalty cannot be served in its entirety. Rule 63.6

INSTRUCTIONAL VIDEO CLIP



SITUATION 63.8

A delayed minor penalty is signaled against Team A. The Team A goalkeeper leaves the goal crease and plays the puck in the corner within the restricted area to get the stoppage of play. Is the goalkeeper also assessed a minor penalty for playing the puck in the restricted area? Where do you find this in the rule book?

ANSWER

Yes, the goalkeeper shall be assessed a minor penalty for delay of game for playing the puck illegally in the restricted area, in addition to the originally signaled penalty to Team A. Rule 27.8 (see also Rule 63.2 (VIII)).

INSTRUCTIONAL VIDEO CLIP



SITUATION 63.9

Delayed penalty signaled against Team A. Team B shoots the puck into Team A's end zone and the Team A goalkeeper comes out of the crease to the top of the circle and smothers the puck with the glove. Do you assess the original penalty plus an additional delay of game penalty to Team A? Where do you find this in the rule book?

ANSWER

Although this will rarely happen, Rule 63.2 (VI) specifies that a minor penalty shall be assessed to a goalkeeper who leaves the crease and covers the puck to stop the play. Therefore, the rule establishes that the goalkeeper cannot legally control the puck in this manner and must be penalized for forcing the play to be stopped prematurely. Had the goalkeeper simply controlled the puck with the stick or skates, this would cause the whistle to be blown for the originally signaled penalty and only that penalty would be assessed. However, because the play is killed illegally, the goalkeeper also must be penalized.

OTHER FOULS

INSTRUCTIONAL VIDEO CLIP



SITUATION 63.10

With under two minutes remaining in the third period, a defending player in the defending zone deliberately pushes the net off its moorings. What is the appropriate call? Where do you find this in the rule book?

ANSWER

The appropriate call is the awarding of a Penalty Shot to the attacking team. Rule 63.6, paragraph 1.

INSTRUCTIONAL VIDEO CLIP



SITUATION 63.11

With 3:00 remaining in the third period, the Referee has signaled a delayed penalty against B3 for slashing. Before play is stopped, B3 deliberately displaces its own net. What would the Referee do? Where do you find this in the rule book?

ANSWER

Since the penalties to B3 occurred and were assessed in the order described above, the minor penalty for deliberately displacing the teams own net cannot be served in its entirety within the regular playing time of the game. Therefore, the player would be assessed a minor penalty for slashing and Team A would be awarded a Penalty Shot. Rule 63.6

INSTRUCTIONAL VIDEO CLIP



SITUATION 63.12

Under what situations would a Penalty Shot be awarded for delay of game in the last 2 minutes of the third period, overtime or due to insufficient time for the penalty to be fully served? Where do you find this in the rule book?

ANSWER

There are two times. The first is deliberately displacing their own goal post, Rule 63.6 and the second is deliberate illegal substitution Rule 74.4.

INSTRUCTIONAL VIDEO CLIP



OTHER FOULS

SITUATION 63.13

A8 is assessed a minor penalty with 3:00 left in the third period. With 2:30 left in the third period, the Referee signals a delayed minor penalty for tripping against A18. Before Team A touches the puck for a whistle, another Team A player (A28) deliberately displaces their own net to avoid a scoring chance by a Team B player. What is assessed on this play by the Referee? Where do you find this in the rule book?

ANSWER

A18 is assessed a minor penalty for tripping. The Referee will also award a Penalty Shot to Team B because A28's penalty could not be entirely served within the regular playing time because of other penalties already being served/assessed. Rule 63.6.

INSTRUCTIONAL VIDEO CLIP



SITUATION 63.14

The Referee has signaled a delayed minor penalty to the attacking team. During a scramble in the crease area, the Referee sees a defending player cover the puck with its hand and sweeps the puck out of the crease. Does the referee award a Penalty Shot? Where do you find this in the rule book?

ANSWER

Yes, a Penalty Shot is awarded. Rule 63.6 and Rule 67.4.

INSTRUCTIONAL VIDEO CLIP



SITUATION 63.15

Team A goaltender is out of the goal crease to cut down the angle of a shot. Before the goalkeeper has time to get back to defend the goal, Team B is pressing with many shots as Team A defensive player A7 is standing in the goal crease blocking shots. One of the shots hits A7 and the puck is in the air, knee high. Team B attackers then begin to storm the crease trying to bat the puck in the net. Before they have the chance, A7 then catches the puck, turns to avoid the attackers, drops the puck to the stick and shoots it out of the defending zone. Is this a legal play? What actions should the Referee take?

ANSWER

Not a legal play. The Referee shall stop play immediately and award a Penalty Shot to Team B. Rule 63.6 and Rule 67.4.

INSTRUCTIONAL VIDEO CLIP



OTHER FOULS

SITUATION 63.16

Team A is attacking on a 2 on 1 when a second Team B player who is backchecking dives to break up a pass. The diving player misses the puck and slides into the goal, accidentally causing it to be displaced. Just after the net is displaced the puck crosses the goal line, between the pegs, where the net would have been. Is this a goal? Where do you find this in the rule book?

ANSWER

Yes, this is a goal. Rule 63.7 “In the event that the goal post is displaced, either deliberately or accidentally, by a defending player or goalkeeper, prior to the puck crossing the goal line between the normal position of the goalposts, the Referee may award a goal.

INSTRUCTIONAL VIDEO CLIP



SITUATION 63.17

The net is tipped forward by a defending player just as an attacking player is about to shoot the puck into the goal. Does the goal count? Where do you find this in the rule book?

ANSWER

There are two factors in play here. If the goal pegs remain in place and the puck enters the net, the goal shall count. If the net is tipped to an extent such that the shot puck is unable to enter the net as a result, the Referee may award a goal if, in the referee's opinion, the puck would have entered the net had it been in its normal position. Rule 78.4 and Rule 63.7.

INSTRUCTIONAL VIDEO CLIP



SITUATION 63.18

The goaltender is on the ice, but away from the goal crease. A player of the opposing team takes possession and control of the puck and shoots it towards the open goal. As the puck is about to enter the open goal, a defending player knocks the net off its moorings. What is the Referee's decision?

ANSWER

The Referee shall award a goal to the team that shot the puck towards the open goal. Rule 63.7.

INSTRUCTIONAL VIDEO CLIP



OTHER FOULS

SITUATION 63.19

A defending player, skating towards the attacking player, kicks at the puck as it goes by to block the shot or pass. The puck goes directly off the foot and over the glass. Does the minor penalty for delay of game apply?

ANSWER

No. Rule 63.2 (III) states that the player must have shot or batted the puck using the hand or the stick. .

INSTRUCTIONAL VIDEO CLIP



SITUATION 63.20

What penalty is assessed to a player for deliberately displacing its own goal posts and this minor penalty cannot be served in its entirety within the regular playing time of the game or at any time in overtime?

ANSWER

Penalty shot shall be awarded against the offending team. Rule 63.6.

INSTRUCTIONAL VIDEO CLIP



SITUATION 63.21

The net is dislodged accidentally by an attacking player. The defending team has control of the puck and is breaking out of their zone. Should play be stopped for the dislodged net?

ANSWER

No. Allow play to continue until the non-offending team loses control of the puck. The resulting face-off will take place at a face-off spot in the zone nearest the location where the play was stopped, unless it was in the non-offending team's defending zone, and as such the ensuing face-off would be outside the blue line at one of the face-off spots in the neutral zone. Rule 63.4.

INSTRUCTIONAL VIDEO CLIP



SITUATION 63.22

Team Yellow is on a two on one. As play moves in towards the Team Blue net, Yellow #26 saucers a pass to Yellow #23 who is about to shoot the puck in the Blue team's goal. Blue #4, who was caught out of position, dives to intercept the pass but misses and the momentum carries the player into the goal post causing the net to come completely off its pegs. State Referees decision if:

OTHER FOULS

- a) Yellow #23 fires the puck top shelf but the net was off prior to the release of the shot but Yellow #23 was in the act of shooting.
- b) Yellow #23 still has the puck on the stick when the out of position Blue #4 crashes into the net causing the net to come off.

ANSWER

a) You may award a goal to Team Yellow #23 if you deem, the player had an imminent scoring opportunity. If there is any doubt of whether the puck crossed the goal line legally then the officials may use the Video Review Consultant to assist them in making the call. Rule 63.7

Note: If Blue #4 lips off, a minor penalty for unsportsmanlike conduct should be assessed!

b) If you deem the play by Blue #4 accidental (very unlikely) and Yellow #23 did not have an imminent scoring opportunity prior to the net being dislodged then NO goal, NO penalty shall be the call on the ice. IF you deem the act by Blue #4 intentional and Yellow #23 did not have an imminent scoring opportunity, may assess a minor penalty for delay of game, Rule 63.2 (IV) or if this situation occurred in the final 2 minutes of the third period or anytime in overtime you would award a Penalty Shot.

INSTRUCTIONAL VIDEO CLIP



SITUATION 63.23

Team A player standing with both feet in the neutral zone, reaches back into the defending zone with its stick and propels the puck over the glass. Is this a delay of game penalty?

ANSWER

Yes. The rule states that, “The determining factor shall be the position of the puck when it was shot or batted by the offending player. If contact with the puck occurs while the puck is inside the defending zone, and subsequently goes out of play, the minor penalty shall be assessed.” Rule 63.2 (III).

INSTRUCTIONAL VIDEO CLIP



SITUATION 63.24

A defending player in its defending zone attempts to clear the puck out of the zone by shooting it high off the glass. The puck goes over the glass and out of play, but the puck’s trajectory causes it to land in the Players’ Bench. Is this still a minor penalty for delay of game?

ANSWER

Yes, the determining factor when deciding whether a delay of game penalty is to be assessed, is where the puck leaves the playing surface. If you use an imaginary plane that continues upwards to the roof from the top of the glass, should the puck break that plane as it goes out of play, then a minor penalty is to be assessed regardless as to the final resting place of the puck. When the puck is

OTHER FOULS

shot directly into the Players' Bench (where there is no glass), no penalty is to be assessed. Rule 63.2 (III).

INSTRUCTIONAL VIDEO CLIP



SITUATION 63.25

Team A shoots the puck over the glass and out of play. The shot leaves the player's stick just a few centimeters over the defending blue line. Where is the ensuing faceoff?

ANSWER

Even though the rule states that the face-off location must be located at the nearest spot that gives the team at fault the least territorial advantage, it also states that when the stoppage occurs in the neutral zone, the face-off must be taken in the neutral zone. Rule 76.2 and Rule 85.1. Using common sense, the face-off should be taken at the dot outside the blue line, even though we may be giving the team at fault a half meter territorial advantage. You won't find this specific answer in the rule book.

INSTRUCTIONAL VIDEO CLIP



SITUATION 63.26

Team A's net is knocked off its moorings and Team A gains control of the puck and heads up ice. When is the whistle blown in each situation?

- Team B knocks the net off?
- Team A knocks it off?
- Team A knocks it off, but the Referee doesn't notice until Team A is skating through the neutral zone?
- Team A knocks it off, but the Referee doesn't notice until Team A is in the attacking zone?

ANSWER

- When Team A loses control of the puck. Rule 63.4.
- Since Team A gained immediate control of the puck, whistle blown, defensive end zone face-off. Rule 63.4.
- Face-off outside their defending blue line. Rule 63.4.
- Face-off in the neutral zone outside the attacking blue line. Rule 63.4.

INSTRUCTIONAL VIDEO CLIP



OTHER FOULS

SITUATION 63.27

A Blue team defending player standing in its own goal crease, catches the puck (above the crossbar), turns to avoid opposing players, and then tosses it towards the boards behind the net. Should a penalty shot be awarded?

ANSWER

No. Since the puck was above the crossbar when caught and thrown, it was not considered to be in the crease. Therefore, only a minor penalty is warranted on this play. Rule 63.2 and Rule 63.6.

INSTRUCTIONAL VIDEO CLIP



SITUATION 63.28

The Red defensive player breaks its stick in an attempt to clear the puck out of the defending zone. Team Red player drops the stick, but with opposing players closing in and the puck on the ice, the player scoops the puck with the glove causing it to sail over the glass behind the players' bench. What is the call?

ANSWER

Minor penalty for delay of game. This would be considered shooting or batting the puck with the hand resulting in the puck leaving the playing surface. Rule 63.2 (III).

INSTRUCTIONAL VIDEO CLIP



SITUATION 63.29

The Red goalkeeper makes a save with the stick on a shot. The goalkeeper was in motion from one post to the other when the save was made and the puck propelled off the stick and over the glass. Should the goalkeeper be assessed a delay of game penalty?

ANSWER

No. The goalkeeper was simply making a save and did not “shoot” the puck over the glass. Rule 63.2. talks about deliberate, the save cannot be seen as falling under this criteria.

INSTRUCTIONAL VIDEO CLIP



OTHER FOULS

SITUATION 63.30

A defending player in the defending zone shoots the puck. As the puck flies through the air, the buzzer sounds to end the period. The puck goes over the glass and out of play. Is the defending player assessed a minor penalty for delay of game?

ANSWER

If it is obvious that the puck left the playing surface (over the glass) prior to the expiration of time, the penalty is applied. Otherwise, no penalty. Rule 63.2.

INSTRUCTIONAL VIDEO CLIP



SITUATION 63.31

A player is on a breakaway and is over its own blue line in the neutral zone. As the player enters the attacking zone, the goalkeeper deliberately dislodges the goal. What is the call?

ANSWER

Play shall be stopped, and a goal awarded to the non-offending team. Rule 63.7.

INSTRUCTIONAL VIDEO CLIP



SITUATION 63.32

The defending team accidentally dislodges their goal causing a stoppage of play. What transpires next?

ANSWER

The defending team is not permitted to change any players (except to replace a goalkeeper who had been substituted for an extra attacker, to replace an injured player, or when a penalty has been assessed which affects the on-ice strength of either team). For the ensuing face-off in the defending zone, the attacking team will have the choice of which end zone dot the face-off will take place. Rule 63.8.

INSTRUCTIONAL VIDEO CLIP



SITUATION 63.33

The attacking team shoots the puck into the attacking zone from their own side of the center red line. The goalkeeper freezes the puck which results in a stoppage of play. What transpires next?

OTHER FOULS

ANSWER

The defending team is not permitted to change any players (except to replace an injured player, or when a penalty has been assessed which affects the on-ice strength of either team). For the ensuing face-off in the defending zone, the attacking team will have the choice of which end zone dot the face-off will take place. Rule 63.8.

INSTRUCTIONAL VIDEO CLIP



RULE 64 DIVING/EMBELLISHMENT

SITUATION 64.1

Team A17 attempts to draw a penalty for high-sticking by snapping the head back. In your judgment, the stick came nowhere close to the face. You raise your arm to assess A17 a minor penalty under Rule 64. How should this penalty be announced?

- “Team A17, minor penalty for unsportsmanlike conduct.”
- “Team A17, minor penalty for unsportsmanlike conduct – diving.”
- “Team A17, minor penalty for diving.”
- “Team A17, minor penalty for embellishment.”
- “Team A17, minor penalty for diving / embellishment.”

ANSWER

“d”. This is the most appropriate description of the actions. NOTE: When this rule was created, it was a subsection of “unsportsmanlike conduct”. It has been a rule all on its own for quite a number of years now. As such, the words “unsportsmanlike conduct” should no longer be uttered when referring to diving and/or embellishment.

INSTRUCTIONAL VIDEO CLIP



SITUATION 64.2

Player on a breakaway is hooked from behind but clearly goes down easy, embellishing the fall to ensure a call is made by the official. If you as the Referee believe that the player embellished the infraction, what action should you take?

ANSWER

The fact that the player has embellished the fall should negate the fact that the player was “denied a reasonable chance to score”. As such, a minor penalty should be assessed for the original hook and a minor penalty for diving assessed to the player that embellished the hook. Rule 55 and Rule 64.

OTHER FOULS

INSTRUCTIONAL VIDEO CLIP



RULE 65 EQUIPMENT

SITUATION 65.1

No situation.

RULE 66 FORFEIT OF GAME

SITUATION 66.1

No situation.

RULE 67 HANDLING THE PUCK

SITUATION 67.1

A34 in the defending zone directs the puck with the hand to a teammate who plays the puck with the stick in the neutral zone, yet both skates are clearly still in the defending zone. Should the play be stopped for the hand pass? Where do you find this in the rule book?

ANSWER

Yes, the play shall be stopped for the hand pass. The determining factor is the location of the puck, in this case, in the neutral zone. Rule 79.2.

INSTRUCTIONAL VIDEO CLIP



SITUATION 67.2

The goalkeeper picks up the puck from the ice and throws it with the blocker hand right to a teammate positioned near the top of the circle along the boards. Is this deemed a penalty, or do we allow this play to continue? Where do you find this in the rule book?

ANSWER

This is deemed to be a minor penalty to the goalkeeper for handling the puck. Rule 67.3 (II).

INSTRUCTIONAL VIDEO CLIP



OTHER FOULS

SITUATION 67.3

The Referee has signaled a delayed minor penalty to the attacking team. During a scramble in the crease area, the Referee sees a defending player cover the puck with the hand and sweep the puck out of the crease. Does the referee award a Penalty Shot? Where do you find this in the rule book?

ANSWER

Yes, a Penalty Shot is awarded. Rule 63.6 and Rule 67.4.

INSTRUCTIONAL VIDEO CLIP



SITUATION 67.4

Team A goaltender is out of the goal crease to cut down the angle of a shot. Before the goaltender has time to get back to defend the goal, Team B is pressing with many shots as A7 is standing in the goal crease blocking shots. One of the shots hits A7 and the puck is in the air, knee high. Team B attackers then begin to storm the crease trying to bat the puck in the net. Before they have the chance, A7 then catches the puck, turns to avoid the attackers, drops the puck to the stick and shoots it out of the defending zone. Is this a legal play? What actions should the Referee take?

ANSWER

Not a legal play. The Referee shall stop play immediately and award a Penalty Shot to Team B. Rule 63.6 and Rule 67.4.

INSTRUCTIONAL VIDEO CLIP



SITUATION 67.5

A goalkeeper who is about to be pulled for an extra attacker leaves the goalkeeper stick on the ice in front of the net. As the goalkeeper is leaving the ice, but before being legally changed for, the puck is shot down and hits the stick preventing it from going in the goal. What is the call and where do you find it in the rule book?

ANSWER

Since the goalkeeper is still on the ice you cannot award a goal only a minor penalty. Rule 67.3 (V) and Rule 67.5.

INSTRUCTIONAL VIDEO CLIP



OTHER FOULS

SITUATION 67.6

Team A has pulled their goalkeeper for an extra attacker. The Team A defensive player is standing in the crease when a Team B winger shoots the puck at the empty net. The Team A defensive player grabs the puck out of mid-air (around the height of the waist) and drops the puck outside the crease. What is the Referee's decision? Where do you find this in the rule book?

ANSWER

The ruling on the ice will be an Awarded Goal to Team B. Rule 67.5.

INSTRUCTIONAL VIDEO CLIP



SITUATION 67.7

A goalkeeper, on the way to the Players' Bench to be substituted for an extra attacker, leaves its stick on the ice in front of the net near the hash marks between the two face-off circles. With the goalkeeper now off the ice, the opposing team gains control of the puck and shoots it towards the empty net. Although the puck does not hit the goalkeeper's stick lying on the ice and the shot puck goes just wide of the empty net, should the Referee stop play and award a goal? Where do you find this in the rule book?

ANSWER

If in the opinion of the Referee, the stick was placed to prevent the puck from entering the net, the referee shall award a goal in this situation, otherwise a minor penalty is to be assessed. Rule 67.5.

INSTRUCTIONAL VIDEO CLIP



SITUATION 67.8

Team A is on the power play. The puck is cleared down the ice and goes all the way to the Team A goalkeeper. There is no pressure being applied by Team B as they are in the process of a line change. The Team A goalkeeper covers the puck trying in an obvious attempt to get a stoppage of play. The Referee blows the whistle and proceeds to assess the goalkeeper a minor penalty for delay of game. The goalkeeper quickly explains to the Referee that the main problem was that a pad strap was untied and that the goalkeeper wanted to stop play to fix it. There is a huddle amongst the officials and they decide to take the penalty away, with the ensuing face-off in the Team A end zone and play resumes with Team A still on the power play. Was this the correct way to handle this situation?

ANSWER

No. The minor penalty for delay of game should still have been assessed. An untied pad strap cannot be taken into account regarding assessment of a penalty. Rule 67.3 (II) states, "A delay of game penalty shall be assessed to a goalkeeper who deliberately holds the puck in any manner which, in the opinion of the Referee, causes an unnecessary stoppage of play."

OTHER FOULS

INSTRUCTIONAL VIDEO CLIP



SITUATION 67.9

A defending player is lying in its own goal crease. The puck is outside the crease. The player holds or grabs the puck, pulling in into the body which is inside the crease. What is the proper call?

ANSWER

A minor penalty for delaying the game should be assessed as the puck was outside the crease when the infraction was committed.

INSTRUCTIONAL VIDEO CLIP



SITUATION 67.10

A defending player is lying outside its own goal crease. The player grabs the puck which is inside the crease and pulls it out of the crease and into the body. What is the proper call?

ANSWER

A Penalty Shot should be awarded as the puck was inside the crease when the infraction was committed. Note that the player would be permitted to bat the puck out of the crease and not be penalized unless the player grabs or covers the puck with the hand.

INSTRUCTIONAL VIDEO CLIP



SITUATION 67.11

Team A has pulled their goalkeeper. Team B takes a shot at the on the open net where a Team A defender is standing in the crease, trying to stop the shot. The shot hits the defending player in the chest and the puck drops to ice at the defender's feet. The player then drops to the knees on top of the puck. The player does not use its hands or arms to gather the puck, but the puck is underneath when the Referee stops the play. What is the call?

ANSWER

Awarded Goal, Rule 67.5. It is irrelevant that the player does not use the hands or arms to cover the puck. Rule 67.2.

INSTRUCTIONAL VIDEO CLIP



OTHER FOULS

SITUATION 67.12

During a mad scramble in front of the net a defensive player for Team A is standing in the crease behind the goaltender who is down fishing for the puck. A shot is taken, and that defensive player catches the puck with the hand, which was labeled for the top corner. The player then throws the puck into the corner. What is the Referee's decision?

ANSWER

If a defending player, except a goaltender, while play is in progress falls on the puck, holds the puck, picks up the puck or gathers the puck into the body or hands from the ice in the goal crease area, the play shall be stopped immediately, and a Penalty Shot shall be awarded. Rule 67.4.

INSTRUCTIONAL VIDEO CLIP



SITUATION 67.13

A minor penalty is signaled against A6. Another Team A player (A23) places its hand over the puck while it is on the ice to conceal it from or prevent an opponent from playing the puck. Is Team A23 immediately assessed a minor penalty under Rule 67.2 (II) resulting in 5 on 3 or is this a situation whereby the player playing the puck results in possession and control calling for the whistle to be blown and only the original minor penalty is assessed?

ANSWER

To be consistent with Situation 63.2, as soon as Team A23 gains possession and control of the puck, the whistle is blown for the delayed penalty. No additional penalty would be assessed. Rule 15.1.

INSTRUCTIONAL VIDEO CLIP



RULE 68 ILLEGAL SUBSTITUTION

SITUATION 68.1

A player receives a coincidental penalty that will not appear on the clock. The penalized player is injured and goes to the dressing room. Following the expiration of the penalty time but before a stoppage of play following that expiration the player returns to the bench. Can the skater participate in the play (change on the fly) or would the previously injured player be considered an ineligible player? Where do you find this in the rule book?

ANSWER

The player would have to be considered an ineligible player as the substitute player has not been legally released from the Penalty Box. Rule 8.1, Rule 68.1 and Rule 78.5 (IV).

OTHER FOULS

INSTRUCTIONAL VIDEO CLIP



SITUATION 68.2

Team A player is on a breakaway with no one other to pass than the goalkeeper. A Team B player interferes with the Team A player after illegally entering the game. What is the appropriate penalty? Where do you find this in the rule book?

ANSWER

The Referee shall impose a Penalty Shot against the side to which the offending player belongs. Rule 68.3 (see also Rule 70.7).

INSTRUCTIONAL VIDEO CLIP



SITUATION 68.3

A player on Team A is in the Penalty Box and is accidentally released by the penalty timekeeper prior to the time expiring. A player in team A has control of the puck in the attacking zone when a delayed penalty to Team B is signaled by the Referee. Prior to the play being stopped for the penalty, Team A scores a goal while the player that was released too early is on the ice. At the stoppage, it is brought to the attention of the Referee that the player was released in error. What does the Referee do? Where do you find this in the rule book?

ANSWER

The goal shall be disallowed to Team A. The penalty to Team B shall still be assessed. The player from Team A must return to the Penalty Box to serve the unexpired time. No additional penalty to Team A as the player was released due to the penalty timekeeper's error. Rule 68.5 (see also Rule 78.5 (IV)) and Rule 70.4 (see also Rule 35.1) and Rule 70.9.

INSTRUCTIONAL VIDEO CLIP



SITUATION 68.4

At a stoppage in play A4 and B2 are each assessed minor penalties for roughing. B2 is also assessed a misconduct penalty. Team B places B12 in to serve B2's minor and the teams play 4 on 4. During the play when the minor penalties are completed B2 leaves the Penalty Bench due to timekeeper error. While B2 is on the ice Team B scores a goal. Does this goal count? Is B2 assessed further penalties? Where do you find this in the rule book?

ANSWER

The goal will not count as B2 is an ineligible player. The player would have to return to the Penalty Box and serve out the misconduct

OTHER FOULS

penalty, but no further penalties should be assessed. Rule 68.5.

INSTRUCTIONAL VIDEO CLIP



SITUATION 68.5

After a larger altercation player A 4 is being assessed a major penalty without a game misconduct for fighting at 16:00 of the first period. In this situation A4 is involved in penalties called that are considered coincidental. A4 goes off to the dressing room due to an injury. The player makes the way back to the Players' Bench area, but play has continued on for some time with no stoppages and A4's coincidental major eventually ends without a whistle. The coach puts the player out on the fly at the 10:30 mark of the first period where their team scores a goal while the player is on the ice. The Penalty Timekeeper informs the on-ice officials of A4's participation. What is the final decision at the stoppage? Where do you find this in the rule book?

ANSWER

Disallow goal and assess a bench minor penalty. Player must have waited until a stoppage of play before returning. Rule 68.2, 68.5 and Rule 78.5(IV).

INSTRUCTIONAL VIDEO CLIP



RULE 69 INTERFERENCE ON THE GOALKEEPER

SITUATION 69.1

Team A player is in the crease screening the goalkeeper, and Team A scores. What is the Referee's decision? Where do you find this in the rule book?

ANSWER

The goal shall be disallowed, and no additional penalty assessed. Rule 69.1 and Rule 69.3.

INSTRUCTIONAL VIDEO CLIP



SITUATION 69.2

A Team A player is standing in front of Team B's net with one foot in the goal crease. The Team B goalkeeper comes across the crease and initiates contact with the attacking player. As the contact is made, the puck goes in the net. Is this a legal goal? If any, what penalties are assessed? Where do you find this in the rule book?

OTHER FOULS

ANSWER

No. If a goalkeeper, in the act of establishing its position within the crease, initiates contact with an attacking player who is in the goal crease, and this results in an impairment of the goalkeeper's ability to defend the goal in a normal way, and a goal is scored, the goal will be disallowed. No goal – no penalty. The attacking player must give ground to the goalkeeper to play its position within the goal crease. Rule 69.3

INSTRUCTIONAL VIDEO CLIP



SITUATION 69.3

Can an attacking player stand in front of the opposing goalkeeper and hold its hand/glove or stick directly in front of the goalkeeper's eyes/face with the obvious intent of impairing the ability to see the puck/play?

ANSWER

No. This shall be treated as unsportsmanlike conduct and penalized with the assessment of a minor penalty under Rule 75 if witnessed by the Referee(s).

INSTRUCTIONAL VIDEO CLIP



SITUATION 69.4

Team A33 and Team B4 are battling in front of Team B's net, the attacking player A33 knocks B4 on top of the goaltender just as the puck is shot and goes into the goal. What is the Referee's decision and what penalties, if any, are assessed?

ANSWER

If a defending player has been pushed, shoved, or fouled by an attacking player so as to cause the defending player to come into contact with its own goalkeeper, such contact shall be deemed contact initiated by the attacking player for purposes of this rule, and if necessary a penalty assessed to the attacking player and if a goal is scored it would be disallowed. Rule 69.1.

INSTRUCTIONAL VIDEO CLIP



SITUATION 69.5

A goalkeeper initiates contact with an attacking player to establish position in the crease by using excessive force or acting in a manner which would otherwise warrant a penalty, and the attacking player vacates the crease at the time a goal is scored. What is the call on the ice and where do you find it in the rule book? What should the announcement be from the Referee?

OTHER FOULS

ANSWER

A minor penalty to the goalkeeper and the goal is disallowed. This is an example where the attacking player has prevented the goalkeeper from doing its job by being in the crease. The announcement should be “no goal due to interference with the goalkeeper (plus the announcement of the minor penalty to the goalkeeper).” Rule 56; Rule 78.5 and Table 16 (Rule 69 Situation 6C)

INSTRUCTIONAL VIDEO CLIP



SITUATION 69.6

A goalkeeper initiates contact with an attacking player in the crease to establish a position. The attacking player vacates the crease in time before a goal is scored. Is this a legal play? Where do you find this in rule book?

ANSWER

The goal is disallowed, even though the attacking player vacates the established position immediately, the contact impairs the goalkeeper's ability to defend its goal. Rule 69.3.

INSTRUCTIONAL VIDEO CLIP



RULE 70 LEAVING THE PLAYERS' BENCH OR PENALTY BOX

SITUATION 70.1

At 9:45 of the second period a fight ensues between a A24 and B6. During this fight A5 leaves the Penalty Box during the altercation, although still having 0:45 to serve on the hooking minor. A5 does not start another fight, A5 just skates around the altercation. When the fight is over what penalties are called and what goes on the penalty time clock?

ANSWER

A24 – major penalty plus game misconduct for fighting B6 – major penalty plus game misconduct for fighting, B5 is assessed an additional minor penalty plus a game misconduct. The Coach of Team B must place a replacement player in the Penalty Box to serve the remaining 0:45 and the additional minor penalty to B5. Rule 70.4. Team B will play short-handed for 2:45.

INSTRUCTIONAL VIDEO CLIP



OTHER FOULS

SITUATION 70.2

A player on Team A is in the Penalty Box and is accidentally released by the penalty timekeeper prior to the time expiring. Team A has control of the puck in the attacking zone when a delayed penalty to Team B is signaled by the Referee. Prior to the play being stopped for the penalty, Team A scores a goal while the penalized player is on the ice. At the stoppage, it is brought to the attention of the Referee that the player was released in error. What does the Referee do? Where do you find this in the rule book?

ANSWER

The goal shall be disallowed to Team A. The penalty to Team B shall still be assessed. The player from Team A must return to the Penalty Box to serve the unexpired time. No additional penalty to Team A as the player was released due to the penalty timekeeper's error. Rule 68.5 (see also Rule 78.5 (IV)) and Rule 70.4 (see also Rule 35.1) and Rule 70.9

INSTRUCTIONAL VIDEO CLIP



SITUATION 70.3

At a stoppage of play, a fight ensues between two opposing players. One of the players are assessed major penalty for fighting. At the first stoppage of play following the expiration of the major penalty, the player exit the Penalty Bench and immediately engage in another fight (the player is not deemed to be the instigator). What penalty is they subject to and where do you find this in the rule book?

ANSWER

The player shall be assessed a major penalty for fighting and a game misconduct. Rule 70.4.

INSTRUCTIONAL VIDEO CLIP



SITUATION 70.4

During play Team Blue #75 is skating with its head down again while skating with the puck. Team Yellow #15 steps up and plants a shoulder right in the chest of Blue #75 causing the player to crash to the ice. In doing so the player loses its helmet (the hit is legal and NO contact with the head was made). Blue #75 heads to the Players' Bench and leaves the ice. Play continues and Blue #75 re-enters the game but doesn't have the helmet on. State Referees/Linespersons decision if:

- a) the officials see Blue #75 re-enter the game without its helmet.
- b) Team Blue scores a goal before the officials can blow their whistle for Blue #75 re-entering the game without the helmet.

ANSWER

a) Once the on-ice officials see Blue #75 enter the playing surface, play should be stopped once team Blue has gained control of the puck and a minor penalty shall be assessed to the offending player. Rule 9.6.

OTHER FOULS

b) If a goal was scored by Team Blue while Blue #75 was on the ice illegally then it should be wiped out and a minor penalty assessed. Rule 9.6 and Rule 70.9.

INSTRUCTIONAL VIDEO CLIP



SITUATION 70.5

Players A12 and B6 are involved in a fight and in this situation B6 is assessed a major penalty without a game misconduct. B6 goes to the dressing room to take care of the injuries. When B6 returns to the Players' Bench, the major penalty is still in effect. Play continues with no whistle and the major penalty B6 should be serving has expired. Team Bs Coach sends B6 out on a shift. B6 completes the shift and changes on the fly. There still has been no whistle. Team B now scores. Should this goal count?

ANSWER

Technically, B6 should have been in the Penalty Box awaiting a whistle to be released following the expiration of the major penalty. B6 participated in the play as an ineligible player when playing a shift. Since this could only be brought to the attention of the on-ice officials at the next stoppage of play (Team B's goal), and since B6 was not on the ice at the time the goal was scored, the goal shall count and B6 assessed a minor penalty. The penalty shall be for leaving the Penalty Box early. Rule 70.4.

INSTRUCTIONAL VIDEO CLIP



SITUATION 70.6

Player A5 is assessed a minor penalty at 6:00. A5 leaves the Penalty Box early (A5s own error) at 4:02 and then play is stopped at 3:00 for a minor to player B8. What do the Referees do?

ANSWER

A5 would be assessed a minor penalty for leaving the Penalty Box early in addition to the two seconds still to serve in the original unexpired minor penalty. Since B8 is also being assessed a minor penalty at this stoppage of play, they are deemed coincidental. Therefore, 0:02 is put up on the penalty clock for A5 and Team A would have to put an additional player in the Penalty Box to serve the two seconds left in A5's original minor penalty. Rule 70.4.

INSTRUCTIONAL VIDEO CLIP



OTHER FOULS

RULE 71 PREMATURE SUBSTITUTION

SITUATION 71.1

Late in a tied game, Team A elects to pull their goalkeeper for an extra attacker. As the goalkeeper begins to skate towards the Players' Bench, a teammate to the goalkeeper shoots the puck into the Team B zone. The extra attacker jumps onto the ice prematurely (prior to the goalkeeper being within 1,5 meter of the Players' Bench) yet Team B is in control of the puck. What is the call? Where do you find this in the rule book?

ANSWER

The whistle shall be delayed until Team A regains control of the puck. The ensuing face-off shall be conducted at center ice (if play was stopped in Team A's attacking side of center ice). If the play is stopped in their defending half of the ice, the face-off shall be conducted at the nearest face-off spot in either the neutral or defending zones (whichever is applicable and provides the least territorial advantage). Rule 71.1.

INSTRUCTIONAL VIDEO CLIP



SITUATION 71.2

Team A pulls their goalkeeper near the end of the game for an extra attacker. The player that is replacing the goalkeeper enters the game while the goalkeeper is beyond 1,5 meter of the Players' Bench. Team B has control of the puck near their blue line and attempts a long pass which is received by a Team A player who is on their defending side of the red line (the goalkeeper is now off the ice). The play is stopped for a premature substitution of the goalkeeper. Is there a penalty that comes along with this play? Where does the ensuing face-off take place and where is this found in the rule book?

ANSWER

There shall be no time penalty. The ensuing face-off shall take place at the nearest face-off spot to where the stoppage of play occurred. Since the play was stopped behind the red line, the face-off does not occur at center ice. Rule 71.1.

INSTRUCTIONAL VIDEO CLIP



SITUATION 71.3

A delayed penalty is signaled against Team A. Team B substitutes for the goalkeeper too early. Play is stopped by the Linesperson for the premature substitution. Where is the ensuing face-off? Where do you find this in the rule book?

ANSWER

The ensuing face-off shall be at one of the end zone face-off spots in Team A's zone since they are the team being penalized. Premature substitution of the goalkeeper is not one of the three exceptions to the face-off rule following a penalty. Team B, however, loses

OTHER FOULS

their extra attacker advantage during the delayed calling of the penalty. Rule 71.1 and Rule 76.2 (see also Rule 15.5).

INSTRUCTIONAL VIDEO CLIP



SITUATION 71.4

Is it necessary to announce a premature substitution on the goalkeeper? Where do you find this in the rule book?

ANSWER

Yes. The public address announcer should be instructed to announce, “Play has been stopped due to premature substitution for the goalkeeper.” Rule 71.2.

INSTRUCTIONAL VIDEO CLIP



SITUATION 71.5

A3 has just committed a foul in the attacking zone. The Referee signals a delayed minor penalty. Team B then pulls their goalkeeper in favor of an extra attacker. Before Team A can touch the puck, Team B is whistled for a premature substitution. Where is the ensuing face-off?

ANSWER

The face-off shall take place at one of Team A’s end zone face-off spots. Also, the Referee shall have announced through the PA announcer “the play has been stopped due to premature substitution of the goalkeeper.” Rule 76.2, Rule 71.1 and 71.2.

INSTRUCTIONAL VIDEO CLIP



RULE 72 REFUSING TO PLAY THE PUCK

SITUATION 72.1

A defending team player attempts to clear the puck out of the defending zone. The attacking defenseman, just inside the attacking blue line, knocks the puck out of the air with a high-stick and the puck lands just inside the blue line in the attacking zone. Both teams abstain from playing the puck. Where is the ensuing face-off? Where do you find this in the rule book?

ANSWER

The ensuing face-off shall be conducted at the end zone face-off spot in the zone in which the puck was in when the whistle was blown. Since the attacking team illegally contacted the puck with a high-stick, the only team that can legally play it is the defending

OTHER FOULS

team, and they have abstained from playing the puck. Therefore, the face-off stays in the end zone and must go to the nearest face-off spot in that zone. Rule 72.3; Rule 76.2, Rule 80.1.

INSTRUCTIONAL VIDEO CLIP



SITUATION 72.2

Team A is the attacking team and high-sticks the puck. The defending team, Team B, stands back and refuses to play the puck. Both teams refuse to touch the puck. What is the call? Where do you find this in the rule book?

ANSWER

The Referee shall stop the play and order the resulting face-off at the nearest face-off spot in Team B's defending zone. Rule 72.3.

INSTRUCTIONAL VIDEO CLIP



SITUATION 72.3

A delayed penalty for slashing is signaled against a player on Team A. The puck is loose in the corner in team B's defending zone and both teams are refusing to play the puck. What is the Referee's decision? Where is the ensuing face-off location? Where do you find this in the rule book?

ANSWER

The Referee shall stop play and the ensuing face-off shall take place in Team A's defending zone. Rule 72.5 and Rule 76.2.

INSTRUCTIONAL VIDEO CLIP



SITUATION 72.4

Team A is shorthanded and has just shot the puck down the ice. Team A24 is then signaled for a delayed penalty for slashing. With the puck behind the Team B goal line, the Team B defender and Team A attacker are standing over the puck with neither one attempting to play the puck, what does the Referee do?

ANSWER

The Referee will blow the play down as both players have refrained from playing the puck. The referee will then assess the minor for slashing to A24 and the face-off will be conducted in Team A's end zone. The on-ice strength will be 5 on 3. Rule 72.5 and Rule 76.2.

OTHER FOULS

INSTRUCTIONAL VIDEO CLIP



SITUATION 72.5

Defending player in its defending zone bats the puck with the hand or with a high stick into the neutral zone and players from both teams refuse to play the puck. What happens? Where is the ensuing face-off? Where is this found in the rule book?

ANSWER

The Referee shall stop the play and order the resulting face-off at the nearest face-off location to where the play was stopped for this violation. Rule 72.2 and 72.3. The rationale is that the team that batted or high-sticked the puck cannot play the puck, only the opposing team can, and should they abstain, the whistle is blown, and the face-off stays right there.

INSTRUCTIONAL VIDEO CLIP



SITUATION 72.6

Defending player in its defending zone bats the puck with the hand or with a high stick all the way down the ice. A potential icing is signaled by the Linesperson. Both teams refuse to play the puck. What happens? Where is the ensuing face-off? Where is this found in the rule book?

ANSWER

The Referee shall stop the play when the defending side abstains from playing the puck and the resulting face-off shall be at the adjacent face-off spot nearest the goal of the team abstaining from playing the puck. Rule 72.4 and Rule 81.2. The rationale is that the team that batted or high-sticked the puck cannot play it because the face-off would go all the way back into their zone for that infraction, and the opposing team can play it but if they abstain (to attempt to run time off the clock), the whistle is blown, and the face-off stays right there.

INSTRUCTIONAL VIDEO CLIP



RULE 73 REFUSING TO START PLAY

SITUATION 73.1

An incident at the end of the first period has the Team A Coach upset. The coach refuses to bring the team back onto the ice to start the second period. The Referee orders the Coach to return with the team to the ice. How much time is the Coach permitted and what steps, if any, are taken by the Referee if the team returns to the ice within the permitted time frame?

OTHER FOULS

Where do you find this in the rule book?

ANSWER

Once the team is instructed to return to the ice and start play, they have five (5) minutes to do so or they shall forfeit the game. Should they return to play within this time frame, they are to be assessed a bench minor penalty for delay of game. Rule 73.3.

INSTRUCTIONAL VIDEO CLIP



RULE 74 TOO MANY PLAYERS ON THE ICE

SITUATION 74.1

During the second period, a team makes a line change where the player exiting the ice enters the bench in the opposing teams end zone and the player coming on to the ice enters in the neutral zone, (in one door and out the other). Both players are on the ice and within 1,5 m of the Players' Bench. If the player entering the ice plays the puck is this considered to be too many men on the ice? Where do you find this in the rule book?

ANSWER

Yes, this would constitute too many men on the ice and a bench minor penalty would be assessed. Rule 74.

INSTRUCTIONAL VIDEO CLIP



SITUATION 74.2

Can a goalkeeper be changed “on the fly” (i.e. can the goalkeeper on the ice be switched with the back-up goalkeeper while play is in progress)?

ANSWER

Rule 74.1 states, “Players may be changed at any time during the play from the Players' Bench...” So yes, goalkeepers can be changed on the fly. However, there are three exceptions to this:

- a. If the goalkeeper on the bench comes into the game at a stoppage of play to replace the goalkeeper on the ice who has been injured, they cannot switch places until the next stoppage of play. Rule 8.2
- b. If the team chooses to replace their goalkeeper to defend against a Penalty Shot, the replacement goalkeeper must remain in the game until the next stoppage of play. Rule 24.2.
- c: In overtime, once the goalkeeper has been removed for an extra attacker, the goalkeeper must wait until the next stoppage of play before returning to the ice. Any attempt to return to the ice prior to the next stoppage of play (“on the fly”) shall be deemed to be an illegal substitution and a bench minor penalty shall be assessed. Rule 74.5

OTHER FOULS

It should be noted that the reference to goalkeepers' substitution in Rule 82.1 last paragraph, pertains to changing goalkeepers during a stoppage of play and is not applicable for the scenario presented in this question.

INSTRUCTIONAL VIDEO CLIP



SITUATION 74.3

Late in the game, Team A pulls their goalkeeper for extra attacker. Near Team A's bench, the goalkeeper's substitute has stepped onto the ice while the goalkeeper is within the 1,5 m limit and the puck is shot down the ice along the boards in front of the bench. The goalkeeper catches the puck and drops it on the ice for a teammate before stepping through the door. What procedure should the officials follow? Where do you find this in the rule book?

ANSWER

The play should be stopped immediately and a bench minor penalty for too many players on the ice assessed to Team A. Rule 74.1.

INSTRUCTIONAL VIDEO CLIP



SITUATION 74.4

Team A makes a legal line change during the play. A17 comes on the ice and is away from the bench into the play. A21 is going off but not through the gate when the puck accidentally strikes A21. Is this a penalty? Where do you find this in the rule book?

ANSWER

No, this is not a penalty. Rule 74.1

INSTRUCTIONAL VIDEO CLIP



SITUATION 74.5

Under what situations would a Penalty Shot be awarded for delay of game in the last 2 minutes of the third period, overtime or due to insufficient time for the penalty to be fully served? Where do you find this in the rule book?

ANSWER

There are two times. The first is deliberately displacing its own goal post, Rule 63.6 and the second is deliberate illegal substitution, Rule 74.4.

OTHER FOULS

INSTRUCTIONAL VIDEO CLIP



SITUATION 74.6

Can a goalkeeper be replaced by an extra attacking skater in overtime? Where do you find this rule book?

ANSWER

Yes, the goalkeeper can be replaced by an extra attacking skater but cannot return before the next stoppage of play. Any attempt to return shall be deemed to be an “illegal substitution” and a Bench Minor penalty shall be assessed. Rule 74.5

INSTRUCTIONAL VIDEO CLIP



SITUATION 74.7

Team A has control of the puck in Team B's end zone. Team B is short-handed by one player and Team A has the goalkeeper pulled for an extra attacker. The Referee raises the arm for a delayed penalty on Team B. During the delay, a player from Team A jumps onto the ice from the Players' Bench to join the play. What penalties should be assessed? What is the on-ice strength? Where is the ensuing face-off?

ANSWER

The delayed penalty to Team B is assessed and a penalty for too many players on the ice shall be assessed to Team A. These are coincidental penalties and the face-off will be conducted at the nearest face-off spot in the zone where the play was stopped for the coincidental penalties. The on-ice strength will remain 5 on 4. Rule 76.2

INSTRUCTIONAL VIDEO CLIP



SITUATION 74.8

The Referee signals a delayed bench minor penalty to the Red Team for too many players on the ice. During the delay, the sixth skater leaves the ice which leaves them with the correct number of five skaters on the ice. However, as the delayed penalty call continues, the Red Team once again puts a sixth skater on the ice. This occurs during the second period. What penalty or penalties are assessed?

ANSWER

Rule 17 and Rule 74 – Two bench minor penalties are assessed to Team Red for having too many players on the ice as these are two separate incidents.

OTHER FOULS

INSTRUCTIONAL VIDEO CLIP



SITUATION 74.9

The Linesperson witnesses a too many players on the ice violation on Team A. The Linesperson cannot stop play immediately because Team B has control of the puck. The linesperson verbalizes so that the nearest Referee can hear that Team A is guilty of having too many players on the ice. The Team A Coach hears this and asks the Linesperson, "Is that us? Do we have too many men?" The Linesperson confirms this with the Coach. The Coach elects to send two more players onto the ice knowing that they already are being penalized for too many players on the ice. What, if anything, should the officials do in this situation?

ANSWER

If this occurs when there is insufficient playing time remaining (last two minutes), or by reason of penalties already imposed, and the too many players on the ice bench minor cannot be served in its entirety, or any time in overtime, a Penalty Shot shall be awarded against Team A. At any other time during the game, the bench minor penalty for too many players on the ice would be assessed when Team A gains control of the puck and should the officials deem that this act by the Coach was showing disrespect for their too many players on the ice decision, then a bench minor for unsportsmanlike conduct may also be assessed. Rule 74.2, 74.4 and Rule 39.3..

INSTRUCTIONAL VIDEO CLIP



RULE 75 UNSPORTSMANLIKE CONDUCT

SITUATION 75.1

A player in frustration after missing on a breakaway, heads to the bench and slams its stick over the bench causing it to break in two and the shaft and blade flies back into play, interfering with an opposing player breaking through the neutral zone, striking the player and causing the player to lose the puck (or sustains an injury). What should the officials do? Are penalties assessed? Where do you find this in the rule book?

ANSWER

There are a variety of rules that can be considered by the Referees. Good judgment and common sense would have to prevail when evaluating the situation and the result. Some considerations could be:

Rule 53.2 – minor penalty for interference

Rule 53.7 – Penalty Shot

Rule 53.8 – Awarded Goal

Rule 60.3 – double-minor penalty for high-sticking

Rule 75.2 – minor penalty for unsportsmanlike conduct.

OTHER FOULS

INSTRUCTIONAL VIDEO CLIP



SITUATION 75.2

A player is serving a minor penalty for tripping and 30 seconds into the penalty the player verbally abuses an official from the Penalty Box. The player is assessed an additional minor penalty for unsportsmanlike conduct. Does another player have to serve this additional minor penalty or does the penalty time get added onto the unexpired penalty time? Where do you find this in the rule book?

ANSWER

If a penalized player is assessed an additional unsportsmanlike conduct penalty either before or after the player begins serving the original penalty(ies), the additional minor penalty is added to the unexpired time and served consecutively. Rule 75.2 and Rule 39

INSTRUCTIONAL VIDEO CLIP



SITUATION 75.3

A coach throws a water bottle onto the ice. What do you do?

ANSWER

A bench minor for unsportsmanlike conduct would be applied if, in the opinion of the Referee, the object was thrown onto the ice with no attempt to direct it towards the officials. Rule 75.3.

A game misconduct would be applied if, in the opinion of the Referee, the object was thrown in the general direction of an official but does not come close to making any contact. Rule 39.5.

INSTRUCTIONAL VIDEO CLIP



SITUATION 75.4

Can an attacking player stand in front of the opposing goalkeeper and hold the hand/glove or stick directly in front of the goalkeeper's eyes/face with the obvious intent of impairing the ability to see the puck/play?

ANSWER

No. This shall be treated as unsportsmanlike conduct and penalized with the assessment of a minor penalty under Rule 75 if witnessed by the Referee(s).

INSTRUCTIONAL VIDEO CLIP



OTHER FOULS

SITUATION 75.5

Team A has iced the puck. The players and officials quickly get into position for the ensuing face-off. A water bottle is seen coming off the Team A bench into the neutral zone, but the Linesperson who witnessed the water bottle coming off the bench cannot determine who specifically “dropped” (threw) the water bottle. What should the officials do? Where do you find this in the rule book?

ANSWER

Bench minor penalty for Unsportsmanlike Conduct shall be assessed. Rules 53.3, 75.3, 32.4, and they may now change, Rule 81.4.

INSTRUCTIONAL VIDEO CLIP



SITUATION 75.6

After a fight, the Team A player makes an obscene gesture to the crowd on the way to the Penalty Box. What penalty is assessed?

ANSWER

A game misconduct penalty is to be assessed. Rule 75.5..

INSTRUCTIONAL VIDEO CLIP



SITUATION 75.7

An On-Ice Official observes a player “lick” an opponent. What, if anything, should be assessed?

ANSWER

At a minimum, the player guilty of this type of gesture should be assessed a minor penalty for Unsportsmanlike Conduct. Rule 75.2.

INSTRUCTIONAL VIDEO CLIP



SITUATION 75.8

A player is told by one of the officials to refrain from hanging the legs over the boards waiting for a player change. Yet the player continues to do so. What, if anything, should the officials do?

OTHER FOULS

ANSWER

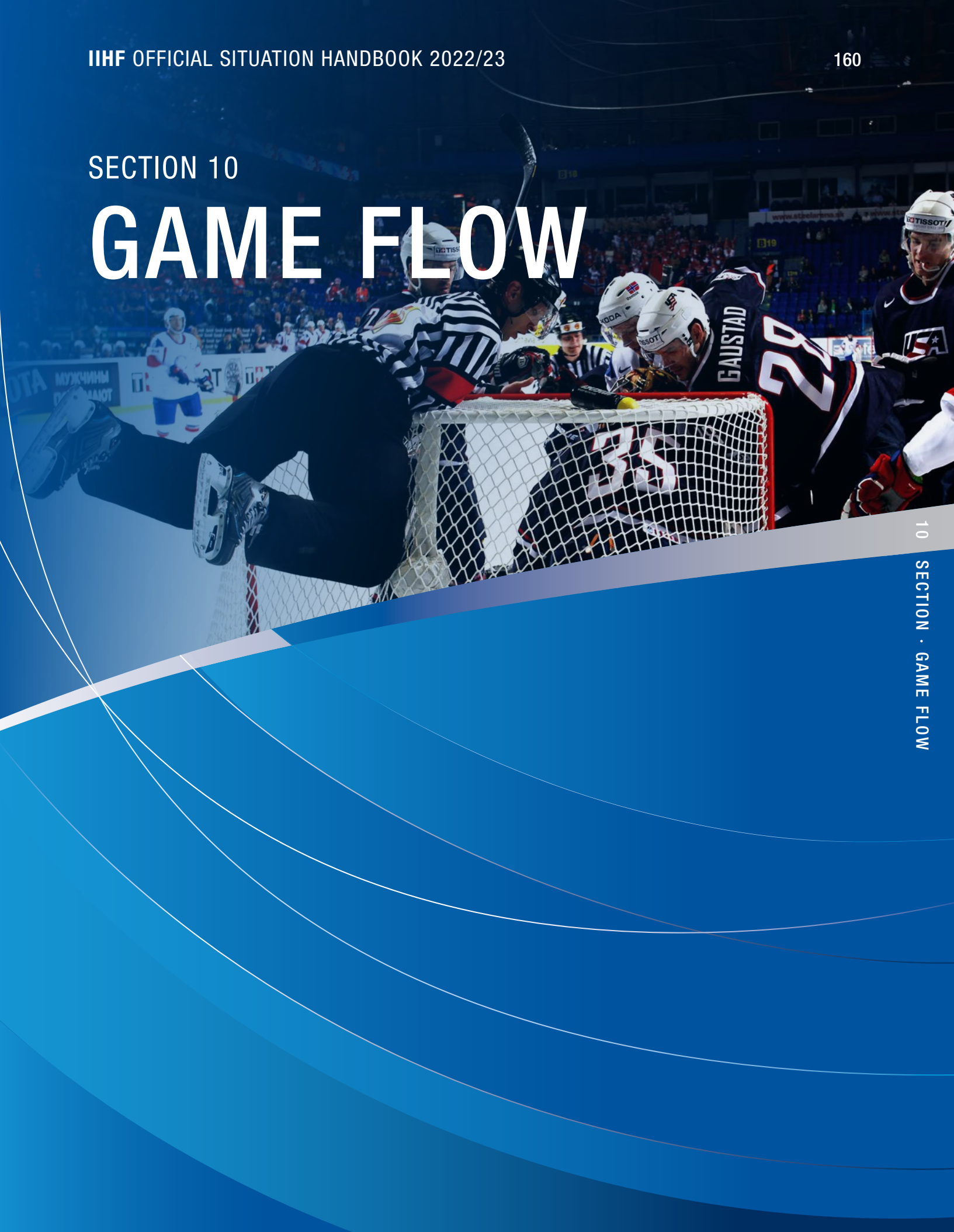
Any player who continually defies the direction of the Referee and/or Linesperson can be assessed an Unsportsmanlike Conduct minor penalty. If the behaviour continues, a misconduct or game misconduct could be imposed. Rule 75.2

INSTRUCTIONAL VIDEO CLIP



SECTION 10

GAME FLOW



GAME FLOW

RULE 76 FACE OFFS

SITUATION 76.1

An attacking player in the neutral zone bats the puck with the hand into the attacking zone causing a delayed off-side. A teammate in the attacking zone intentionally plays the puck during the delayed off-side. The whistle is blown for two rule violations, the hand pass and the off-side. Where is the ensuing faceoff? Where do you find this in the rule book?

ANSWER

The ensuing face-off shall be conducted at one of the face-off spots in the offending team's defending zone. Rule 76.2.

INSTRUCTIONAL VIDEO CLIP



SITUATION 76.2

Team A player is skating with the puck and crosses its own blue line into the neutral zone. The whistle is blown to stop the play as a fight has broken out elsewhere on the ice. One player in each team is assessed 5+Game Misconduct penalty for Fighting. Where is the ensuing face-off? Where do you find this in the rule book?

ANSWER

The ensuing face-off shall be conducted at the nearest face-off dot outside Team A's blue line. Rule 76.2.

INSTRUCTIONAL VIDEO CLIP



SITUATION 76.3

An attacking player in the neutral zone attempts a pass to a teammate. The puck is deflected out of play by a defending player in the neutral zone. It hits its stick between the face-off dot and the players defending blue line. Where is the ensuing face-off? Where do you find this in the rule book?

ANSWER

Even though the rule states that the face-off location must be located at the nearest spot that gives the team at fault the least territorial advantage, it also states that when the stoppage occurs in the neutral zone, the face-off must be taken in the neutral zone. Rule 76.2 and Rule 85.1. Using common sense, the face-off should be taken at the dot outside the blue line, even though we may be giving the team at fault a little territorial advantage. You won't find this specific answer in the rule book.

INSTRUCTIONAL VIDEO CLIP



GAME FLOW

SITUATION 76.4

A3 has just committed a foul in the attacking zone. The Referee signals a delayed minor penalty. Team B then pulls their goalkeeper in favour of an extra attacker. Before Team A can touch the puck, Team B is whistled for a premature substitution. Where is the ensuing face-off?

ANSWER

The face-off shall take place at one of Team A's end zone face-off spots. Also, the Referee shall have announced through the PA announcer "the play has been stopped due to premature substitution of the goalkeeper." Rule 76.2, Rule 71.1 and 71.2.

INSTRUCTIONAL VIDEO CLIP



SITUATION 76.5

A delayed penalty has been signaled against Team A. Team B shoots the puck into the attacking zone, a delayed off-side is signaled but the puck deflects off a Team A player out of play. Where is the ensuing face-off? Where do you find this in the rule book?

ANSWER

Face-off in Team A's end zone. Rule 76.2 and Rule 83.5.

INSTRUCTIONAL VIDEO CLIP



SITUATION 76.6

A delayed penalty for slashing is signaled against a player on Team A. The puck is loose in the corner in team B's defending zone and both teams are refusing to play the puck. What is the Referee's decision? Where is the ensuing face-off location? Where do you find this in the rule book?

ANSWER

The Referee shall stop play and the ensuing face-off shall take place in Team A's defending zone. Rule 72.5 and Rule 76.2.

INSTRUCTIONAL VIDEO CLIP



SITUATION 76.7

Team A ices the puck and the players go back into Team A's end zone to take the face-off. Before the puck is dropped, a Team B player is assessed a minor penalty. Where does the ensuing face-off take place? Where do you find it in the rule book?

GAME FLOW

ANSWER

The ensuing face-off will take place at one of the face-off spots in Team B's defending zone. Rule 76.2.

INSTRUCTIONAL VIDEO CLIP



SITUATION 76.8

Team A shoots the puck down the ice and it results in an icing being called. After the whistle is blown for the icing, Team B89 turns around and slashes Team A50, resulting in a minor penalty. Where is the ensuing face-off?

ANSWER

After the play is stopped due to an icing being called against Team A, Team B89 commits an infraction and is assessed a minor penalty. The ensuing faceoff shall take place in the Team B's end zone due to the penalty assessment. Rule 76.2

INSTRUCTIONAL VIDEO CLIP



SITUATION 76.9

A delayed penalty is signaled against Team A. Team B substitutes for the goalkeeper too early. Play is stopped by the Linesperson for the premature substitution. Where is the ensuing face-off? Where do you find this in the rule book?

ANSWER

The ensuing face-off shall be at one of the end zone face-off spots in Team A's zone since they are the team being penalized. Premature substitution of the goalkeeper is not one of the three exceptions to the face-off rule following a penalty. Team B, however, loses their extra attacker advantage during the delayed calling of the penalty. Rule 71.1 and Rule 76.2.

INSTRUCTIONAL VIDEO CLIP



SITUATION 76.10

With 4:59 remaining in the third period, Team A is assessed a major penalty and Team B is assessed a minor. What goes on the clock? Where is the ensuing face-off conducted? Where do you find this in the rule book?

ANSWER

Team A will have 3:00 placed on the penalty clock (major penalty) and Team B will have no time placed on the penalty time clock. The ensuing face-off will be conducted at one of the end zone face-off spots in Team A's defending zone. Rule 19.4 and Rule 76.2.

GAME FLOW

INSTRUCTIONAL VIDEO CLIP



SITUATION 76.11

A delayed penalty has been signaled against Team A. Team B has control of the puck in Team A's end zone and an attempted pass back to the point player goes all the way down the ice and icing is called in error by the Linesperson. Where is the ensuing face-off? What rule(s) do you refer to in order to justify your answer?

ANSWER

Since Team A is being penalized, the ensuing face-off must be conducted at one of the face-off spots in Team A's defending zone. The only consequence to the error by the Linesperson was that Team B was denied their opportunity to attempt to score with an extra attacker on the ice in place of the goalkeeper. Rule 76.2.

INSTRUCTIONAL VIDEO CLIP



SITUATION 76.12

A delayed penalty is signaled against the attacking team in the attacking zone. The defending player shoots the puck over the glass. Where is the ensuing face-off? Where do you find this in the rule book?

ANSWER

The ensuing face-off shall be conducted at the nearest face-off spot in the defending zone of the team that shot the puck over the glass. The defending team will also be assessed a delay of game penalty. Rule 76.2, Rule 85.1, Rule 63.2.

INSTRUCTIONAL VIDEO CLIP



SITUATION 76.13

During the opening face-off, a player is assessed a minor penalty before the puck is dropped. Where is the ensuing face-off? Where do you find this in the rule book?

ANSWER

The face-off would take place at center ice. Rule 76.2.

INSTRUCTIONAL VIDEO CLIP



GAME FLOW

SITUATION 76.14

The whistle goes in Team A's end zone. A scrum ensues and the defensive player from Team B come deep into the zone well below the top of the face-off circles. A player from Team A punches one of the defensive players from Team B and is assessed the only minor penalty. Where is the resulting face-off? Where do you find this in the rule book?

ANSWER

As soon as the defensive player from Team B enters the zone beyond the top of the face-off circles, the face-off would move to the neutral zone. This is one of the exceptions listed under Rule 76.2 that determines the location of the faceoff following the assessment of a penalty to one team.

INSTRUCTIONAL VIDEO CLIP



SITUATION 76.15

A defending team player attempts to clear the puck out of the defending zone. An attacking skater, just inside the attacking blue line, knocks the puck out of the air with a high-stick and the puck lands just inside the blue line in the attacking zone. Both teams abstain from playing the puck. Where is the ensuing face-off? Where do you find this in the rule book?

ANSWER

The ensuing face-off shall be conducted at the end zone face-off spot in the zone in which the puck was in when the whistle was blown. Since the attacking team illegally contacted the puck with a high-stick, the only team that can legally play it is the defending team, and they have abstained from playing the puck. Therefore, the face-off stays in the end zone and must go to the nearest face-off spot in that zone. Rule 72.3; Rule 76.2, Rule 80.1.

INSTRUCTIONAL VIDEO CLIP



SITUATION 76.16

Team A in their attacking zone is called for a minor penalty. The ensuing faceoff will take place at one of the face-off spots in Team A's defending zone. Before play resumes, a Team B player takes a minor penalty. Does this change the face-off location? Where do you find this in the rule book?

ANSWER

Yes. The original stoppage of play was to assess a penalty to Team A. That stoppage occurred in Team B's end zone. Since both teams are being penalized at the same stoppage of play, the face-off must be relocated to the nearest face-off spot to where the original stoppage of play occurred (Team B's end zone). Rule 76.2.

GAME FLOW

INSTRUCTIONAL VIDEO CLIP



SITUATION 76.17

A player ices the puck from its own defending zone. On the way down the ice, the puck hits an official in the neutral zone and then goes directly into the opposing teams' goal. This is no goal, however, where is the ensuing face-off conducted? Where do you find this in the rule book?

ANSWER

Although not specifically covered in the rules, the face-off should take place at the nearest face-off spot in the neutral zone near to where the puck hit the official. This would be consistent with Rule 76.2 and Rule 85.4 (referring to face-off location when puck strikes official and goes out of play).

INSTRUCTIONAL VIDEO CLIP



SITUATION 76.18

Team A is in their attacking zone. The puck comes off the ice and a Team A player knocks it out of the air with the stick. The Referee in the end zone washes out the potential high-sticking the puck infraction, but the Referee in the neutral zone blows the whistle for the infraction. Where is the ensuing face-off?

ANSWER

Should this occur, the on-ice officials must confer to make the correct decision. If it is decided that a high-sticking the puck infraction did in fact occur, the faceoff must be taken at the face-off spot in the neutral zone outside Team A's attacking. If it is determined that the play was stopped in error, the face-off must be taken at the nearest face-off spot to where the puck was when the whistle was blown. Rule 80.2 and Rule 76.2.

INSTRUCTIONAL VIDEO CLIP



SITUATION 76.19

The Linesperson blows the whistle to start the five-second warning for the ensuing face-off in the defending zone. The defending center is back from the dot talking to a teammate. The five-seconds ends, and the defending center is not yet at the faceoff dot. What is the procedure for the Linesperson at that moment? Where do you find this in the rule book?

GAME FLOW

ANSWER

If a center is not at the designated face-off area once the five-second time has elapsed, the Linesperson will drop the puck immediately. If the center is back from the dot, “quarterbacking” or refuses to come when instructed, or is just slow getting there by the time the five-seconds has elapsed, the puck will be dropped. If the center tries to time the drop, the center will be warned, and it will be considered a face-off violation. Rule 76.4.

INSTRUCTIONAL VIDEO CLIP



SITUATION 76.20

Teams are lined up for an end zone face-off with each team having a player positioned behind the Linesperson dropping the puck. In anticipation of the puck being dropped, the attacking player behind the Linesperson jumps into the circle about a meter, quickly stops and is in the process of backing up when the puck is dropped. The defending center cleanly wins a fair face-off between its feet back to a teammate. What should the officials do?

ANSWER

Using good judgment and good common sense, the officials may not wish to stop play since the defending team clearly wins the face-off and no advantage has been gained by the attacking player encroaching. Often, however, encroachment into the face-off circle is identified before the puck is dropped and therefore the offending team’s center would then have to be warned. Rule 76.3, 76.5 or 76.6.

INSTRUCTIONAL VIDEO CLIP



SITUATION 76.21

When a team is assessed a penalty for committing a second face-off violation, who must serve that penalty? Where do you find this in the rule book?

ANSWER

Since it is a bench minor penalty for delaying the game, any player except the goalkeeper from that team may be designated to serve the bench minor penalty. Rule 17.1 and Rule 76.6.

INSTRUCTIONAL VIDEO CLIP



GAME FLOW

SITUATION 76.22

During a face-off in the end zone, Team A has already had their center warned for a face-off violation. The winger for Team A encroaches and Team A is penalized for committing a second face-off violation. Who must serve the bench minor penalty? Where do you find this in the rule book?

ANSWER

Any player (except a goalkeeper) of the offending team may be designated to serve the bench minor penalty. Rule 17.1 and Rule 76.6.

INSTRUCTIONAL VIDEO CLIP



SITUATION 76.23

What procedure is followed by the officials when:

- the line change procedure has been completed by the Referee
- the Linesperson conducting the face-off has blown the whistle and waited the necessary five seconds
- the defending team is slow getting to the face-off location and are in an offside position for the ensuing face-off?

Where do you find this answer in the rule book?

ANSWER

When the defending players are slow to get to the ensuing face-off and the Linesperson is unable to drop the puck because a player(s) is in an off-side position, the Referee shall warn the offending team's Coach. Any subsequent "off-side" violations during the game shall result in a bench minor penalty to that team. Rule 76.6 and Rule 82.2.

INSTRUCTIONAL VIDEO CLIP



SITUATION 76.24

The Linesperson is preparing for a face-off in Team A's defending zone. The linesperson blows the whistle indicating the start of the five second period for the players to line up. At the end of the five seconds, a Team A player coming from the bench is in an off-side position. This is the first such violation of the game by this team. What action do the officials take? Where do you find this in the rule book?

ANSWER

The Referee shall warn the team of the slow line change and state that any further violation during the game will result in a minor penalty. The Linesperson does not warn the offending team's center in this situation. Rule 76.6.

INSTRUCTIONAL VIDEO CLIP



GAME FLOW

SITUATION 76.25

A face-off is about to be conducted in Team A's defending zone. The line change procedure has been completed and the Linesperson blows the whistle to initiate the face-off. The linesperson then notices that Team A does not have enough skaters on the ice. What does the Linesperson do? Where do you find this in the rule book?

ANSWER

The Linesperson shall notify the Referee responsible for the line change who shall inform the offending team to place the appropriate number of players on the ice, and if necessary, warn the offending team's Coach that any similar such violations shall result in the assessment of a bench minor penalty for delay of game. Rule 76.7.

INSTRUCTIONAL VIDEO CLIP



SITUATION 76.26

Prior to a face-off in Team B's defending zone in which teams are playing 5 on 5, the officials notice that Team B only has four skaters on the ice. What action do the officials take? What would happen for the same face-off if Team A only had four skaters on the ice? Where do you find this in the rule book?

ANSWER

Team B will be instructed to put their fifth player on the ice and if the Referee deems this intentional, give a warning to Team B's Coach. Rule 76.7. If Team A only has four skaters on the ice for an attacking zone face-off, the officials will conduct the face-off in the normal manner. Rule 76.7.

INSTRUCTIONAL VIDEO CLIP



SITUATION 76.27

With 12 seconds left in the period, the Linesperson warns both centers. In the process of dropping the puck, the attacking winger jumps before the puck is dropped. The back Linesperson waits to see what happens and the attacking team gains control of the puck and subsequently blows the whistle for a false face-off. What actions are taken by the officials? Where do you find this in the rule book?

ANSWER

A bench minor penalty for delay of game – face-off violation would be assessed to the attacking team. Rule 76.6. If necessary, the clock time shall be adjusted if it started as a result of the false face-off. Rule 76.8. Since the attacking team was penalized, the face-off must now be moved to one of the face-off spots in the offending team's end zone. Rule 76.2. Since the on-ice strength has changed, both teams can change players if they so choose. Rule 82.1.

GAME FLOW

INSTRUCTIONAL VIDEO CLIP



SITUATION 76.28

A penalty is signaled against the defending team in the defending zone. As soon as they touch the puck the whistle blows, and a scrum ensues around the net. The attacking point players enter the zone beyond the outer edge of the end zone face-off circle. The only penalty assessed is to the defending team. Where is the ensuing face-off?

ANSWER

Nearest face-off spot in the neutral zone. Rule 76.2.

INSTRUCTIONAL VIDEO CLIP



SITUATION 76.29

Play is in the end zone and the goalkeeper freezes the puck causing a stoppage of play. A scrum ensues and the attacking defensive player enter the zone beyond the outer edge of the end zone face-off circle. The defending team is the only team penalized on the play. Where is the ensuring face-off?

ANSWER

Nearest face-off spot in the neutral zone. Rule 76.2. When a scrum ensues after the whistle, anytime the attacking players enter the attacking zone beyond the outer edge of the end zone face-off circle, the face-off will be conducted outside the blue line of the offending team's attacking zone at the nearest neutral zone face-off spot. Rule 76.2.

INSTRUCTIONAL VIDEO CLIP



SITUATION 76.30

The ensuing face-off is in Team A's end zone. The line change procedure has been completed and the Linesperson has blown the whistle to begin the face-off. Team B (playing full-strength) only has four skaters on the ice and the center is in position and ready for the face-off. What does the Linesperson do?

ANSWER

The linesperson drops the puck for the face-off. Rule 76.7.

GAME FLOW

INSTRUCTIONAL VIDEO CLIP



SITUATION 76.31

A delayed penalty is signaled on Team A. While Team B has control of the puck, the whistle is blown for intentional off-side. Where is the face-off?

ANSWER

Face-off spot in Team A's defending zone. Rule 83.6 (Also 76.2 and 15.5 – not one of the exceptions).

INSTRUCTIONAL VIDEO CLIP



SITUATION 76.32

Does the puck have to be physically dropped by the official to constitute a faceoff violation?

ANSWER

No. The act of dropping the puck has no bearing on whether a player has committed a face-off violation. Rule 76.6

INSTRUCTIONAL VIDEO CLIP



SITUATION 76.33

The Referee signals a delayed penalty for roughing to team A in their defending zone as a team A and team B player battle in front of the net. The play then enters the neutral zone when the whistle is blown. Now all players converge back into team A's defending zone behind the net and a scrum ensues. The only other penalties called are coincidental roughing minors to both A and B. Where is the face-off?

ANSWER

Since the original call was to Team A for roughing (this minor will go on the clock) and the attacking defensive player entered the scrum below the hash marks the face-off will take place in the neutral zone outside team A defending zone. Rule 76.2.

INSTRUCTIONAL VIDEO CLIP



GAME FLOW

SITUATION 76.34

Team A has a minor penalty on delay in their attacking zone. Team B rushes the puck up ice and enters their attacking zone. A Team B forward drives a Team A defensive player into their goalkeeper resulting in a minor penalty to Team B. Where is the ensuing face-off?

ANSWER

Nearest end-zone face-off location in Team A's defending zone. When an infringement of a rule has been committed by players of both sides in the play resulting in the stoppage, the ensuing face-off will be made at the nearest faceoff spot in that zone. Rule 76.2.

INSTRUCTIONAL VIDEO CLIP



SITUATION 76.35

During the face-off, one of the centers reaches down with the hand and covers the puck and utilizes its hand to win the face-off. Which penalty is assessed, delay of game – face-off violation (Rule 76.4) or closing the hand on the puck (Rule 67.2)?

ANSWER

The appropriate penalty to assess would be the delay of game – face-off violation infraction. Rule 76.4.

INSTRUCTIONAL VIDEO CLIP



SITUATION 76.36

Team A has failed to include a player on the official Game sheet. Team A scores a goal while this player is on the ice. The Referee approaches the Penalty Box area to report the goal and is informed of the ineligible player. The goal is disallowed, and the player is removed from the game. Does the ensuing face-off remain at center ice?

ANSWER

Although not specifically stated, Rule 76.2 (face-off in the neutral zone outside Team B's end zone).

INSTRUCTIONAL VIDEO CLIP



SITUATION 76.37

During a face-off, the Linesperson drops the puck and it deflects off one of the center's sticks and bounces up in the air. The defending center, with both hands on the stick, bats the puck with the back of the hand in an attempt to win the face-off. Is this a violation of Rule 76.4, paragraph 6?

GAME FLOW

ANSWER

Yes. Rule of thumb should be that if the action would normally be considered as a glove pass, then it would be applicable under this rule and result in a minor penalty for Delay of Game - Face-off Violation. Rule 76.4.

INSTRUCTIONAL VIDEO CLIP



SITUATION 76.38

A goal has been disallowed as the result of the puck deflecting off an official directly into the net. Where is the ensuing face-off? Where do you find the answer in the rule book?

ANSWER

The ensuing face-off shall be conducted at the nearest face-off spot in the zone where the puck deflected off the official. Rule 76.2.

INSTRUCTIONAL VIDEO CLIP



SITUATION 76.39

An attacking player, using a distinct kicking motion, kicks the puck into the opposition's goal. The goal is disallowed. Where is the ensuing face-off? Where is this found in the rule book?

ANSWER

Since the stoppage of play was caused by the attacking side (illegally scored goal), the face-off shall take place in the neutral zone on the nearest face-off spot. Rule 76.2.

INSTRUCTIONAL VIDEO CLIP



SITUATION 76.40

The defending center selects to go down on its knees to take the face-off. Is this legal? What rule justifies your decision?

ANSWER

No, this is not legal. Rule 76.4, first paragraph states, "Players facing-off will stand squarely facing their opponent's end of the rink...."

GAME FLOW

INSTRUCTIONAL VIDEO CLIP



SITUATION 76.41

Both centers lean in over the face-off dot such that their heads are side by side, almost ear to ear. Should this be allowed? What action should the Linesperson take? Where do you find this in the rules to justify how you handle this?

ANSWER

This should not be allowed. The Linesperson should instruct both players to move back. Should one or both fail to comply, one or both should be warned. Rule 76.4, first paragraph states, "Players facing off will stand squarely facing their opponent's end of the rink approximately one stick length apart with the blade of their sticks on the ice."

Linesperson shall ensure that centers do not encroach across the mid-way point of the face-off dot into their opponent's "space". If the skater does so, the Linesperson should verbally instruct the skater to comply, and in if failing to do so, give the player a warning.

INSTRUCTIONAL VIDEO CLIP



SITUATION 76.42

Both centers lean in over the face-off creating helmet to helmet contact. Should this be allowed? What action should the Linesperson take?

ANSWER

This is not permitted. The Linesperson should immediately warn the center that is responsible for the helmet to helmet contact. If the linesperson cannot differentiate between players as to which one was most responsible, warn both centers. Rule 76.4 and Rule 76.6.

INSTRUCTIONAL VIDEO CLIP



SITUATION 76.43

One center chooses to get very low for the face-off (wide stance, hands low on the stick). What must the Linesperson be aware of with respect to ensuring this center is participating in the face-off fairly?

GAME FLOW

ANSWER

The Linesperson must ensure that this center is:

- 1) standing squarely facing the opponent's end of the rink,
- 2) feet are clear of the ice markings and is approximately one stick length apart from the opponent,
- 3) is not encroaching into the opponent's "space" over the mid-way point of the face-off dot with any part of the body,
- 4) blade of stick is in the white area of the face-off spot.

Rule 76.4

INSTRUCTIONAL VIDEO CLIP



SITUATION 76.44

A center uses the hand to win the face-off. The Linesperson conducting the face-off notices this and immediately blows the whistle and indicates the infraction to the Referee. A couple of seconds clicked off the clock. What action must be taken?

ANSWER

The Referee shall assess a minor penalty for delay of game – face-off violation and have the Game Timekeeper reset the clock to the last stoppage in play as this is deemed to be a false face-off. Rule 76.4.

INSTRUCTIONAL VIDEO CLIP



SITUATION 76.45

The whistle is blown to stop play in the Red Team's defending zone to assess a minor penalty to the Red Team. The ensuing face-off is about to be conducted at one of the face-off spots in the Red Team's end zone. During the face-off process, the Linesperson warns the Green Team center and this player directs personal and profane language at the Linesperson. The Linesperson assesses an Unsportsmanlike Conduct minor penalty. Where is the ensuing face-off?

ANSWER

The ensuing face-off remains at one of the face-off spots in the Red Team's end zone since both teams were penalized at the same stoppage of play. Rule 76.2.

INSTRUCTIONAL VIDEO CLIP



GAME FLOW

SITUATION 76.46

During the face-off, the Linesperson inadvertently bounces the puck off the ice and it hits the glove of one of the players facing-off. What should the Linesperson do?

ANSWER

If observed, the Linesperson should blow the whistle and stop play immediately, reset the players and conduct the face-off again, ensuring this time it is fair for both players. 76.6.

INSTRUCTIONAL VIDEO CLIP



SITUATION 76.47

Team A is assessed a minor penalty. The ensuing face-off will be conducted at one of the two face-off spots in Team A's end zone. Which spot should the Linesperson choose?

ANSWER

This is not the Linesperson's choice. The attacking team is permitted to choose which face-off dot they prefer for the face-off. Rule 76.2.

INSTRUCTIONAL VIDEO CLIP



SITUATION 76.48

A penalty is assessed to Team B. Team A decides that the ensuing face-off will be conducted at the face-off spot to the right of the Team B goalkeeper. Before the face-off is conducted, one team requests to use their time-out. At the conclusion of the time-out can Team A change their decision and request that the face-off be conducted to the left of the Team B goalkeeper?

ANSWER

Since the time-out was called, the process of choosing the face-off location would begin again, thereby permitting Team A to choose the other face-off location if they wish. Rule 76.2.

INSTRUCTIONAL VIDEO CLIP



GAME FLOW

SITUATION 76.49

Team A is assessed a minor penalty. The ensuing face-off will be conducted at one of the two face-off spots in Team A's defending zone. Team B may select which face-off location they prefer for the first face-off of this power-play. Play resumes and 30 seconds later, Team B is assessed a penalty and the ensuing face-off will be in Team B's defending zone. Can Team A select which face-off dot?

ANSWER

Yes. Choice of face-off location is afforded to the non-offending team for the first face-off following the assessment of a penalty. Rule 76.2.

INSTRUCTIONAL VIDEO CLIP



RULE 77 GAME AND INTERMISSION TIMING

SITUATION 77.1

Late in a period (30 seconds remaining) a shot hits the glass rendering it unsafe for play. The ice crew runs onto the ice to change the glass. What should the Referees do? One Coach says that they want to wait and fix the glass. Should this be done? What rule do you use as reference?

ANSWER

This is a decision that must be made by the Referees. Since there are only 30 seconds remaining, the common-sense decision would be to send the teams to their respective dressing rooms and begin the intermission, finishing the 30 seconds at the start of the next period. Referees should consider other factors too when making this decision, such as penalties in effect at the time of the stoppage and whether the fresh ice would be an advantage or not to the team on the power play. Rule 77.3.

INSTRUCTIONAL VIDEO CLIP



RULE 78 GOALS

SITUATION 78.1

The net is tipped forward by a defending player just as an attacking player is about to shoot the puck into the goal. Does the goal count? Where do you find this in the rule book?

ANSWER

There are two factors in play here. If the goal pegs remain in place and the puck enters the net, the goal shall count. If the net is tipped to an extent such that the shot puck is unable to enter the net as a result, the Referee may award a goal if, in the referee's

GAME FLOW

opinion, the puck would have entered the net had it been in its normal position. Rule 78.4; Rule 63.7.

INSTRUCTIONAL VIDEO CLIP



SITUATION 78.2

During a scramble in front of the net, a defending player clearly kicks the puck (with a distinct kicking motion) causing the puck to enter its own team's goal. Does this goal count? Where do you find this in the rule book?

ANSWER

Rule 78.4 - "A goal shall be scored if the puck is put into the goal in any way by a player of the defending side." Rule 78.4.

INSTRUCTIONAL VIDEO CLIP



SITUATION 78.3

A player receives a coincidental penalty that will not appear on the clock. The penalized player is injured and goes to the dressing room. Following the expiration of the penalty time but before a stoppage of play following that expiration the injured player returns to the bench. Can the player participate in the play (change on the fly) or would the skater be considered an ineligible player? Where do you find this in the rule book?

ANSWER

The skater would have to be considered an ineligible player as the substitute player has not been legally released from the Penalty Box. Rule 8.1; Rule 68.1; Rule 78.5.

INSTRUCTIONAL VIDEO CLIP



SITUATION 78.4

A player on Team A is in the Penalty Box and is accidentally released by the penalty timekeeper prior to the time expiring. The team has control of the puck in the attacking zone when a delayed penalty to Team B is signaled by the Referee. Prior to the play being stopped for the penalty, Team A scores a goal while the penalized player is on the ice. At the stoppage, it is brought to the attention of the Referee that the player was released in error. What does the Referee do? Where do you find this in the rule book?

GAME FLOW

ANSWER

The goal shall be disallowed to Team A. The penalty to Team B shall still be assessed. The player from Team A must return to the Penalty Box to serve the unexpired time. No additional penalty to Team A as the player was released due to the penalty timekeeper's error. Rule 70.9 (see also Rule 78.5 and Rule 70.4 (see also Rule 35.1) and Rule 70.9. .

INSTRUCTIONAL VIDEO CLIP



SITUATION 78.5

The attacking team is buzzing in the attacking zone. The goalkeeper appears to inadvertently fall back into the net, causing the peg on one post to come out of the hole in the ice and this is visible to the back Linesperson. Neither Referee has noticed that the net has been tipped up ultimately dislodged. Before the Linesperson can get the attention of the back Referee, an attacking player shoots the puck into the net. Is this a legal goal? Where do you find this in the rule book?

ANSWER

The goal would be disallowed. The back Linesperson who noticed the net dislodged would stop play if being unable to get the attention of the Referee(s). The linesperson should attempt to do this before the puck enters the net. Rule 78.5.

INSTRUCTIONAL VIDEO CLIP



SITUATION 78.6

There is a delayed penalty to be assessed to Team B. The Team A defenseman has the puck at its own blue line. A Team B player stick checks the Team A defensive player (not touching the puck) and as a result of that stick check the puck goes into the Team A net. Is this a good goal? Where do you find this in the rule book?

ANSWER

No. A goal can only be allowed for the offending team if they were to shoot the puck into their own net. "...any physical action by an offending player that may cause the puck to enter the non-offending team's goal, shall not be considered a legal goal". Rule 78.5.

INSTRUCTIONAL VIDEO CLIP



SITUATION 78.7

During a scramble in the crease area, the Referee loses sight of the puck and as the referee is about to blow the whistle, the puck comes free and crosses the goal line. Television replays clearly show that the puck has crossed the goal line prior to the sound of the

GAME FLOW

whistle. What is the ruling by the Referee? Is this play subject to video replay? Where do you find this in the rule book?

ANSWER

The ruling is no goal. Since there is a human element involved in the actual blowing of the whistle, the Referee may deem the play stopped before physically being able to blow the whistle. Therefore, it is the decision of the Referee as to whether the play was deemed over prior to the puck entering the goal. This is not criteria for review by the Video Review Consultant. It is likely that the Video Review Consultant will request to speak to the Referee since the puck did cross the goal line, however, the Referee must inform the Video Review Consultant that it was deemed that play was stopped and therefore no goal can be awarded. The Referee would then convey this message to the teams and have it announced by the Public Address Announcer. Rule 31.2; Rule 37 (not listed as a criterion for review); Rule 78.5.

INSTRUCTIONAL VIDEO CLIP



SITUATION 78.8

An attacking player in front of the opponent's net is battling for position and loses its helmet. A shot from the point is taken and the puck enters and lodges inside the player's helmet that is on the ice. The player without a helmet immediately shoots the helmet (together with the puck inside) into the goal before the whistle can be blown. Does this goal count?

ANSWER

The goal shall not count and the player shall be penalized for playing without a helmet. Rule 9.6.

INSTRUCTIONAL VIDEO CLIP



SITUATION 78.9

Team A is on a power play. During a scramble near Team B's goal, it appears that Team A may have scored, however play continues as none of the on-officials are sure if the puck crossed the goal line. A delayed penalty is then signaled against Team A. The whistle goes to stop play and the penalty is assessed. What is the Referee's decision if the play earlier is deemed to be a goal? Where do you find this in the rule book?

ANSWER

If the apparent goal by Team A is confirmed, then Team B's penalty shall expire and the penalty against Team A shall be assessed in its normal manner. Also, the clock shall be reset to the time at which the goal was scored. Rule 37.2.

INSTRUCTIONAL VIDEO CLIP



GAME FLOW

SITUATION 78.10

Team A scores a goal that is not witnessed by the officials and play is not stopped until Team B is to be assessed a minor penalty. What procedure do the officials follow? If video review proves this to be a good goal is Team B still assessed the minor penalty? Where do you find this in the rule book?

ANSWER

At this first whistle the Video Review Consultant will review the play. If this is deemed to be a good goal, then the clock shall be reset to the time when the puck entered the net. Team B is not assessed a penalty on this play, since they were the team that was scored upon. This is found in rule 37.2.

INSTRUCTIONAL VIDEO CLIP



SITUATION 78.11

The Referee is in the corner and the puck is quickly passed from that same corner towards the net. The sight of the puck is lost by the Referee and as a result of that the referee blows the whistle. Once play is stopped, the Referee notices the puck is in the net (which is the reason why the referee no longer could see the puck). Is this a play that can be reviewed by video replay?

ANSWER

Yes. And, this should be discussed with the other on-ice officials as well. The difference between a play like this one and one where the Referee is positioned right at the net is that when at the net, the Referee can see the puck and while being in the process of blowing the whistle to stop play, the puck ends up in the net. This is not reviewable. Rule 37.3.

INSTRUCTIONAL VIDEO CLIP



SITUATION 78.12

A player in the attacking zone breaks its stick. During a battle for the puck in the corner, this attacking player grabs and pulls the stick away from an opponent and begins playing with that stick. The player receives a pass from a teammate and scores a goal using the opponent's stick. Is the goal legal? What, if anything, could have been done to prevent this from happening?

ANSWER

This is not a legal goal, as the player scoring the goal was not in possession of a legal stick. A player who has broken a stick may only receive another from the Players' Bench or be handed one by a teammate on the ice. The attacking player should have been penalized for taking the opponent's stick, or at the very least, participating in the play with an illegal stick. Rule 78.4, 78.5 and Rule 10.3.

INSTRUCTIONAL VIDEO CLIP



GAME FLOW

SITUATION 78.13

Following a very close play at the net, the Linesperson is now conducting a face-off at the end zone face-off spot. After dropping the puck the horn goes, and the Video Review Consultant wants more time to review. What should happen?

ANSWER

Once the puck is dropped, we cannot further review any plays at the net. Following a close play, the officials can take some extra time to prepare for the next face-off, or one of the Referees can proceed to the Penalty Box and communicate with the Video Review Consultant to eliminate all doubt. Rule 37.2.

INSTRUCTIONAL VIDEO CLIP



SITUATION 78.14

There is a scramble at the Team B net. One of the Team A players celebrates as though they scored a goal, but this is not witnessed by the Referee. Play continues up the ice and Team B scores the go-ahead goal. The Referee is signaled by the Timekeeper that the play is under review. Upon review the Video Review Consultant informs the Referee that Team A had scored 00:10 seconds previous but the puck had crossed the goal line as a result of a distinct kicking motion by the Team A forward, and the Team B goal is a good hockey goal. What is the Referees decision? Where do you find this in the rule book?

ANSWER

The apparent goal by Team A is deemed to have entered the net illegally, the goal is disallowed, and since the play should have stopped for the disallowed goal, no goal can be awarded to Team B on the same play. The clock must be reset to the time of the Team A disallowed goal and play resumed. Rule 37.2.

INSTRUCTIONAL VIDEO CLIP



SITUATION 78.15

Late in the game with Team A leading by one goal, Team B pulls their goalkeeper for an extra attacker. Team A gains control of the puck in their defending zone and flips the puck high into the neutral zone. While the puck is traveling down the ice, a Team A player commits a foul and the Referee acknowledges it by raising the arm to call a penalty. The puck continues down the ice and enters the Team B goal. Does this goal count? Where do you find this in the rule book?

ANSWER

This goal does not count. Rule 78.5 states, “During the delayed calling of a penalty, the offending team cannot score unless the non-offending team shoots the puck into their own net.” In this case, the Referee, seeing that the puck may enter the Team B goal, would blow the whistle and assess the penalty to Team A.

GAME FLOW

INSTRUCTIONAL VIDEO CLIP



SITUATION 78.16

With 3:30 left in a 3-2 hockey game, opposing players are battling hard in front of the goalkeeper for their own ice. As the battle goes on, one player makes contact with the net causing one of the posts to raise up on the plastic peg. Now one of the posts is sitting on top of the peg, causing the net to be a couple of inches higher than usual. The attacking point player releases a hard slap shot from the blue line that hits the crossbar and goes in the net. The shot likely would have missed the net without the frame being raised by those two inches. Is this a good goal? Where do you find that in the rule book?

ANSWER

The goal frame shall be considered in its proper position when at least a portion of the flexible peg is still inside both the goal post and the hole in the ice. The flexible peg could be bent, but if at least a portion of the flexible peg are still in the hole in the ice and the goal post, the goal frame shall be deemed to be in its proper position. The goal frame could be raised somewhat on one post, but if the flexible peg is still in contact with the hole in the ice and the goal post, the goal frame shall not be deemed displaced. Rule 78.4.

INSTRUCTIONAL VIDEO CLIP



SITUATION 78.17

There is a scramble in the Team A crease area. The down low Referee is focused on the puck and signals a goal when the referee sees the puck cross the goal line. Immediately the Team A goalkeeper protests that in the scramble the goalkeeper was interfered. As the Referee skates towards the Penalty Box, the fellow officials joins in and they convene in the Referees crease. The other three officials all agree that this goal should not count because the goalkeeper was prevented from playing a normal position by an attacking forward. One of the Linespersons states that the actions of attacking forward B47 was intentional and deserving of a minor penalty for goalkeeper interference. What action(s) do the Referees take?

ANSWER

The goal shall be disallowed, but no penalty can be assessed on the play as the infraction was not witnessed by either of the Referees. Rule 78.5.

INSTRUCTIONAL VIDEO CLIP



SITUATION 78.18

A delayed penalty is signaled against Team A that would call for a Penalty Shot. Team B's goalkeeper proceeds to the Players' Bench and is replaced for an extra attacker. Team B inadvertently shoots the puck down the ice into their own empty net. Does Team B still get their Penalty Shot?

GAME FLOW

ANSWER

Only one goal can be awarded at any stoppage of play (Rule 37.2). Therefore, Team A is awarded a goal as a result of Team B shooting the puck into their own goal, and the foul that was going to give Team B a Penalty Shot now reverts to a minor penalty and is served in the normal manner.

INSTRUCTIONAL VIDEO CLIP



RULE 79 HAND PASS

SITUATION 79.1

Team A attempts to clear the puck out of their defending zone by flipping the puck in the air. The Team B defensive player attempts to keep the puck in the zone but ends up batting the puck with the hand from the neutral zone back into the attacking zone. The Linesperson indicates a delayed off-side as there still are attacking players in the zone. One of these Team B players knowingly plays the puck. The whistle is blown for two reasons: hand pass and off-side (intentional). What violation prevails and where is the ensuing face-off?

ANSWER

The intentional off-side violation prevails using the rationale that we must position the ensuing face-off at the spot that gives the offending team the least amount of territorial advantage. Therefore, the face-off shall be at one of the face-off spots in Team B's defending zone. Rule 83.6.

INSTRUCTIONAL VIDEO CLIP



SITUATION 79.2

A34 in its defending zone directs the puck with the hand to a teammate who plays the puck with the stick in the neutral zone, yet both of the players skates are clearly still in the defending zone. Should the play be stopped for the hand pass? Where do you find this in the rule book?

ANSWER

Yes, the play shall be stopped for the hand pass. The determining factor is the location of the puck, in this case, in the neutral zone. Rule 79.2.

INSTRUCTIONAL VIDEO CLIP



GAME FLOW

SITUATION 79.3

A player from Team A deep inside the defensive zone attempts to pass the puck to its teammate near the blue line. The puck is deflected into the air and a player from Team A whose skates are clearly in the neutral zone bats the puck which is still inside Team A's zone back to the teammate. What should the officials do? Where do you find this in the rule book?

ANSWER

Play should be allowed to continue as the determining factor is the position of the puck when contacted by the player's hand. Rule 79.2.

INSTRUCTIONAL VIDEO CLIP



SITUATION 79.4

Team A player loses the stick just inside its own defending zone. The player bats the puck out of the air towards and into the neutral zone. The puck deflects off the body of an opposing player and goes to another Team A player who is in the neutral zone. What do the officials do?

ANSWER

The officials stop play and the ensuing face-off takes place in Team A's defending zone. Rule 79 and the concept of "possession and control."

INSTRUCTIONAL VIDEO CLIP



SITUATION 79.5

Team B player bats the puck with the hand in its defending zone, another team B player picks up the puck with the stick on the outside of the defending zone, but with one foot still inside the defending zone? Is this whistled down for a hand pass?

ANSWER

Rule 79.2 - Hand Pass Yes, the play must be stopped. The position of the puck is the determining factor when played by the second team B player.

INSTRUCTIONAL VIDEO CLIP



GAME FLOW

SITUATION 79.6

An attacking player bats the puck with the hand, it hits the opposing goalkeeper in the chest and rebounds back out and is picked up by another attacking player. The officials shall:

- Allow the play to continue since the offending team is in control and possession of the puck.
- Immediately stop the play as soon as the puck hits the goalkeeper.
- Immediately stop the play as soon as a player of the offending team plays the puck.
- Allow the play to continue and if a goal is scored, the goal will be allowed.

ANSWER

- c. Rule 79.1.

INSTRUCTIONAL VIDEO CLIP



RULE 80 HIGH STICKING THE PUCK

SITUATION 80.1

A defending team player attempts to clear the puck out of the defending zone. The attacking defensive player, just inside the attacking blue line, knocks the puck out of the air with a high-stick and the puck lands just inside the blue line in the attacking zone. Both teams abstain from playing the puck. Where is the ensuing face-off? Where do you find this in the rule book?

ANSWER

The ensuing face-off shall be conducted at the end zone face-off spot in the zone in which the puck was in when the whistle was blown. Since the attacking team illegally contacted the puck with a high-stick, the only team that can legally play it is the defending team, and they have abstained from playing the puck. Therefore, the face-off stays in the end zone and must go to the nearest face-off spot in that zone. Rule 72.3; Rule 76.2, Rule 80.1.

INSTRUCTIONAL VIDEO CLIP



SITUATION 80.2

A Team B player contacts the puck with a high-stick. The puck bounces off the chest of a Team A player. Can another Team B player now play the puck since it was touched by Team A? Where do you find this in the rule book?

ANSWER

No. Deflections off opposing players or an official does not constitute control of the puck and therefore the play must be stopped. Rule 80.1.

GAME FLOW

INSTRUCTIONAL VIDEO CLIP



SITUATION 80.3

While play is in the Team A end zone, the puck is shot on goal and deflects into the air. Player A49 then high-sticks the puck trying to get it out of the zone. While still in the air, player B37 also high-sticks the puck and it goes to a Team A player, who attempts to skate up the ice. What is the call, if any? Where do you find this in the rule book?

ANSWER

Since the act of high-sticking the puck by B37 would not be considered control of the puck, play would be stopped once the Team A player plays the puck for the original high-sticking the puck infraction by A49. The ensuing face-off would take place at one of the face-off spots in Team A's defending zone. Rule 80.1 and 80.2.

INSTRUCTIONAL VIDEO CLIP



SITUATION 80.4

Team A is in their attacking zone. The puck comes off the ice and a Team A player knocks it out of the air with its stick. The Referee in the end zone washes out the potential high-sticking the puck infraction, but the Referee in the neutral zone blows the whistle for the infraction. Where is the ensuing face-off?

ANSWER

Should this occur, the on-ice officials must confer to make the correct decision. If it is decided that a high-sticking the puck infraction did in fact occur, the face-off must be taken at the face-off spot in the neutral zone outside Team A's attacking zone. If it is determined that the play was stopped in error, the face-off must be taken at the nearest face-off spot to where the puck was when the whistle was blown. Rule 80.2, Rule 80.4 and Rule 76.

INSTRUCTIONAL VIDEO CLIP



SITUATION 80.5

An attacking player high-sticks the puck above the height of the crossbar but below the shoulders, it then deflects off a teammate's leg and enters the opponent's net. Goal or no goal? Where do you find this in the rule book?

ANSWER

No goal. When an attacking player causes the puck to enter the opponent's goal by contacting the puck above the height of the

GAME FLOW

crossbar, either directly or deflected off any player or official, the goal shall not be allowed. Rule 80.3.

INSTRUCTIONAL VIDEO CLIP



SITUATION 80.6

An attacking player is carrying its stick so that the blade of the stick is clearly above the crossbar. The puck is shot from the point and makes contact with this player's stick on the shaft, near the waist and goes directly into the opponent's goal. Should this goal be washed out for being contacted with a high-stick? Where do you find this in the rule book?

ANSWER

No. This is a good goal. The determining factor is where the puck makes contact with the stick. If the puck makes contact with the stick below the level of the crossbar and enters the goal, this goal shall be allowed. Rule 80.3. See also Rule 37

INSTRUCTIONAL VIDEO CLIP



SITUATION 80.7

Player from Team A is lying on its back in front of Team B's net due to crosscheck. While lying on the ice, the player contacts the puck with the stick above the shoulders and into Team B's goal. Does this goal count or is it disallowed, and face-off taken to the neutral zone?

ANSWER

We know that a goal cannot be scored by contacting the puck above the "normal" height of the shoulders. In this case, the contact would not have been above the normal height of the players shoulders as the player was laying on the ice. However, we also know that a goal cannot be scored when the puck is contacted above the height of the crossbar. This would be the determining factor in this case. It may also require video review to determine where the contact with the puck was made on the stick. Rule 80.3.

INSTRUCTIONAL VIDEO CLIP



SITUATION 80.8

A player in the defending zone high-sticks the puck above the normal height of its shoulders. The puck deflects off the team's goal-keeper and enters the goal. Does the goal count for the opposing team?

ANSWER

Yes, the goal counts. The deflection off the goalkeeper does not constitute control of the puck by the offending team. Rule 80.3.

GAME FLOW

INSTRUCTIONAL VIDEO CLIP



SITUATION 80.9

- An attacking player contacts the puck with the stick above the level of the crossbar but below the normal height of the shoulders. The puck deflects off a defending player and enters the net. Does the goal count?
- An attacking player contacts the puck with its stick above the level of the crossbar but below the normal height of the shoulders. The puck deflects off a teammate and enters the goal. Does the goal count?
- An attacking player contacts the puck with the stick above the level of the crossbar but below the normal height of the shoulders. The puck ends up on the stick teammate, who shoots the puck and scores. Does the goal count?

ANSWER

- No, as the attacking player contacted the puck with the stick above the level of the crossbar, the goal cannot count.
- No, as the attacking player contacted the puck with the stick above the level of the crossbar, the goal cannot count.
- Yes, the goal was scored as a result of the teammate's shot, not the batting of the puck out of the air by the teammate. Since the stick was below the height of the player's shoulders when the player contacted the puck, it was not an illegal high-stick. Rule 80.3 gives the game official a good overview of the above decisions.

INSTRUCTIONAL VIDEO CLIP



SITUATION 80.10

Team A shoots the puck into the zone. A delayed off-side is signaled. While the delay is in progress, Team B high-sticks the puck and touches it. Where is the ensuing face-off?

ANSWER

In this case, the ensuing face-off will take place in Team B's defending zone at one of the end zone face-off spots. Rule 80.2.

INSTRUCTIONAL VIDEO CLIP



SITUATION 80.11

An attacking winger entering the defending zone dumps the puck in. The puck bounces off the dasher behind the net and comes to rest on top of the net. The attacking center uses the stick to free the puck off the net. The puck falls to the ice and this center proceeds to score in the open side of the net. Is this a good goal?

ANSWER

Providing the stick was NOT above the height of the shoulders when the puck was contacted with the stick off the net, this will be

GAME FLOW

deemed a good goal. Because the puck was not struck above the height of the crossbar before the puck was shot into the net, this is a good goal. Rule 80.

INSTRUCTIONAL VIDEO CLIP



SITUATION 80.12

Team A is on the power play and in their attacking zone when a Team A player high-sticks the puck. The puck goes to the Team B goalkeeper who immediately freezes the puck. Where is the ensuing face-off and where do you find this answer in the rule book?

ANSWER

The ensuing face-off takes place at one of the end zone face-off circles in Team B's end. Rule 80.1(l) - High-sticking the Puck.

INSTRUCTIONAL VIDEO CLIP



SITUATION 80.13

An attacking player high-sticks the puck (above the height of the crossbar) into the opposing net resulting in the goal being disallowed. Where is the ensuing faceoff? Where do you find this in the rule book?

ANSWER

Since the stoppage of play was caused by the attacking side (illegally scored goal), the face-off shall take place in the neutral zone on the nearest face-off spot. Rule 76.2. Rule 80.4.

INSTRUCTIONAL VIDEO CLIP



SITUATION 80.14

A player in the Shootout picks the puck up and moves towards the net cradling the puck. At a certain point as the player approaches the goal, the puck goes above the height of the shoulders prior to the player taking the shot. What happens? Where do you find this in the rule book?

ANSWER

The shot shall be stopped immediately and considered complete (no goal). Rule 80.1.

GAME FLOW

INSTRUCTIONAL VIDEO CLIP



RULE 81 ICING

SITUATION 81.1

Team A shoots the puck from their defending side of the center red line into Team B's zone prompting the back Linesperson to indicate a potential icing and causing a delayed off-side to be signaled by the front Linesperson. A Team A player is not attempting to clear the zone and is chasing after the puck. It is clear to the Linesperson that a Team B player would be first to the puck. Does the Linesperson stop the play for the off-side call, or does the linesperson allow the Team B player to reach the face-off spot first for the icing call? Where do you find this in the rule book?

ANSWER

In the scenario described, the Linesperson would allow the Team B player to reach the face-off spot first for the icing call as the linesperson has judged there will be no physical contact by the attacking player on the delayed off-side.

NOTE: If, however, the Linesperson feels the attacking forward (who is off-side) will get to the puck first or may make contact with an opponent, the linesperson must stop play and call the off-side first. Rule 81.1 and Rule 83.3.

INSTRUCTIONAL VIDEO CLIP



SITUATION 81.2

The puck is shot from the defending side of the center red line and the back Linesperson signals a potential icing. The puck hits the goal post and then goes wide of the net and over the goal line. Is the potential icing still in effect? Where do you find this in the rule book?

ANSWER

Yes, the potential icing is still in effect. Since the puck did not touch any part of a player of the opposing side, the potential icing is still in effect. Rule 81.1 and 81.5.

INSTRUCTIONAL VIDEO CLIP



SITUATION 81.3

Team B shoots the puck for a potential icing. The puck strikes an official and continues down the ice. Is this still a potential icing? Where do you find this in the rule book?

GAME FLOW

ANSWER

Yes, this is still a potential icing. Rule 81.1 and Rule 85.4.

INSTRUCTIONAL VIDEO CLIP



SITUATION 81.4

There is a delayed penalty about to be called on Team A. Team B ices the puck. The ensuing face-off shall take place in Team A's defending zone. Before the puck is dropped, Team B commits an infraction worthy of a minor penalty. Where now does the face-off take place?

ANSWER

Although there is no specific rule to quote, one must use the icing rule (81.2) as a reference. Since there are penalties assessed to both teams, rules 15.5 and 76.2 regarding the face-off location when one team is penalized do not apply. Therefore, the location of the face-off must be determined by the original reason for the stoppage in play, which was the icing by Team B. The face-off shall be conducted at one of the end zone face-off spots in Team B's defending zone, with the preferred face-off dot chosen and conveyed to the Linesperson by Team A.

INSTRUCTIONAL VIDEO CLIP



SITUATION 81.5

The back Linesperson has initiated a potential icing play. As the puck is traveling into the defending zone the goalkeeper extends its stick just outside the crease towards the puck while the feet are still in the crease. When the goalkeeper notices the icing is going to be called, the goalkeeper retracts the stick. What does the Linesperson do? Where do you find this in the rule book?

ANSWER

The Linesperson shall nullify the icing. In the opinion of the Linesperson, if the goalkeeper feigns playing the puck, attempts to play the puck, or skates in the direction of the puck on an icing at any time, the potential icing shall NOT be called, and play shall continue. Rule 81.3.

INSTRUCTIONAL VIDEO CLIP



SITUATION 81.6

Team A ices the puck and as a result of the chase for the puck, a fight ensues at the stoppage of play. Both players are assessed major penalties plus game misconduct each for fighting. No other penalties are assessed on the play. Since there were penalties assessed, can Team A, even though they were charged with icing the puck, make a line change? Where do you find this in the rule book?

GAME FLOW

ANSWER

No. The fighting majors with game misconduct assessed to one player on each team does not affect the on-ice strength of either team. The team that iced the puck (Team A) is only permitted to make a substitution for the penalized player. Team B may make a complete line change if they so choose. Rule 81.4; Rule 82.1.

INSTRUCTIONAL VIDEO CLIP



SITUATION 81.7

Team A ices the puck and Team B makes its line change. The face-off is about to be taken in Team A's end zone when it is discovered that the glass is broken. There is a lengthy delay prior to the restart. Is the Team A allowed to make a line change because of the lengthy delay? Where do you find this in the rule book?

ANSWER

No. Only time a line change is permitted is when a penalty is assessed which affects the on-ice strength of either team. Rule 81.4.

INSTRUCTIONAL VIDEO CLIP



SITUATION 81.8

After an icing has been called by the Linesperson and the attacking team has made a line change and they are ready to conduct the face-off, the attacking team commits an infraction worthy of a minor penalty and at the same time a defending player is also assessed a minor penalty. Where is the face-off and are the teams allowed to make a player change? Where do you find this in the rule book?

ANSWER

The ensuing face-off remains at the end zone face-off dot. Rule 81.2. Both teams can change players as the on-ice strength has changed. Rule 81.4 and Rule 82.1.

INSTRUCTIONAL VIDEO CLIP



SITUATION 81.9

Team A ices the puck, it then deflects off a Team B player in Team A's end zone, however before it crosses the center red line, it is deflected again off a team A player. Is this icing? Where do you find it in the rule book?

GAME FLOW

ANSWER

No icing. "When a puck is shot by a team from their own half of the ice and is deflected several times before crossing the center red line, icing shall be nullified if at least one of these deflections was off an opposing player." Rule 81.5.

INSTRUCTIONAL VIDEO CLIP



SITUATION 81.10

Icing is signaled by the Linesperson. The puck goes down the length of the ice, hits the end boards and lands on the back of the net. The goalkeeper then whacks the net (never touching the puck) to dislodge it from the net. Is this icing? Where do you find this in the rule book?

ANSWER

No, this is not icing. "If a goalkeeper takes any action to dislodge the puck from the back of the net, icing shall not be called." Rule 81.5.

INSTRUCTIONAL VIDEO CLIP



SITUATION 81.11

Team A ices the puck in the third period with 4:35 remaining. As the icing play is completed, a player from Team A is assessed a major penalty for boarding and a game misconduct and a player for Team B is assessed a minor penalty and a misconduct. Where is the face-off? What goes on the clock? Can Team A change players?

ANSWER

The face-off will be in Team A's end zone. Team A will be playing one-man short as three minutes goes on the clock since the penalties were assessed with under five minutes remaining in the third period. Team A can change players since numerical strength has been affected. Rule 19.4; Rule 81.2; Rule 81.4.

INSTRUCTIONAL VIDEO CLIP



SITUATION 81.12

The White goalkeeper is on the way to the Players' Bench for an extra attacker with 40 seconds left on the clock. The Blue team shoots the puck down the ice passing right by the White goalkeeper. The goalkeeper sees it go by but leaves it alone and keeps going to the bench. What is the ruling on the ice by the Linesperson? Where do you find it in the rule book?

GAME FLOW

ANSWER

Rule 81.3. "If, however, a goalkeeper is legitimately out of the crease in an attempt to go to the Players' Bench to be substituted for and extra attacker and in no way makes an attempt to play the puck, the icing should not be nullified under this section."

INSTRUCTIONAL VIDEO CLIP



SITUATION 81.13

During a scramble in front of the net, a player from the defending team bats the puck with the hand the length of the ice. Is this icing? Where do you find it in the rule book?

ANSWER

Yes, this is icing. Rule 81.1

INSTRUCTIONAL VIDEO CLIP



SITUATION 81.14

Late in the third period, Team A is trailing by one goal. The Team A goalkeeper starts skating towards the Players' Bench to be substituted for an extra attacker. As the goalkeeper is on the way to the bench, Team B ices the puck. The goalkeeper stops, takes a step in the direction of the shot puck, then elects to skate backwards returning to the goal crease area. What, if anything, should the Linespersons do in this situation?

ANSWER

Although the goalkeeper is legitimately outside of the goal crease when the puck is shot down the ice, because the goalkeeper makes a motion towards the shot puck, the icing should be washed out and the play allowed to continue. Rule 81.3.

INSTRUCTIONAL VIDEO CLIP



SITUATION 81.15

A delayed penalty has been signaled against Team B. Team A ices the puck. When the whistle is blown for the icing (and for the penalty), where is the ensuing face-off? Since Team A was called for icing the puck, can they make a line change? Where do you find the answers in the rule book?

GAME FLOW

ANSWER

The ensuing face-off shall take place in Team B's defending zone. Rule 15.5(IV) and Rule 76.2, and Rule 81.2. Team A may make player substitutions as the on-ice strength has been affected. Rule 81.4.

INSTRUCTIONAL VIDEO CLIP



SITUATION 81.16

A Yellow player attempts to make a pass from its defending zone to a teammate just beyond the center red line. A Green player has a chance to play the puck, but the intended Yellow receiver lifts the players stick resulting in the puck traveling all the way down the ice. What is the ruling?

ANSWER

Normally this icing play would be waived off since the Green player could have played the puck. But in this case, since the Yellow player lifted the stick preventing the player from playing the puck, the icing must be called against Yellow. Rule 81.1.

INSTRUCTIONAL VIDEO CLIP



SITUATION 81.17

A Blue player has the puck in the attacking zone. The player attempts to pass the puck to a teammate just inside the blue line in the attacking zone. A Green player reaches out with its stick and blocks the pass causing the puck to travel all the way down the ice to the Blue team zone. Is this icing?

ANSWER

No, this is not icing. Rule 81.5.

INSTRUCTIONAL VIDEO CLIP



SITUATION 81.18

The puck is shot down the ice and icing is indicated by the back Linesperson. Before a decision can be made on which player will likely get to the puck first, the puck hits a discarded stick that is laying on the ice ahead of the goal line. Should icing still be called?

GAME FLOW

ANSWER

The front Linesperson should rule that the puck was not going to cross the goal line, and therefore wash out the icing and allow play to continue. Rule 81.5.

INSTRUCTIONAL VIDEO CLIP



SITUATION 81.19

How do the Linespersons determine where the ensuing face-off will be conducted when icing is called?

ANSWER

The non-offending team (attacking team) shall choose which face-off dot they prefer in the attacking zone and indicate such to the Linesperson. Rule 81.2.

INSTRUCTIONAL VIDEO CLIP



SITUATION 81.20

Team A shoots the puck down the ice into the attacking zone. Another Team A player is in an off-side position and the Linesperson signals a delayed off-side. This is also a potential icing situation. The Team A player who is off-side is not attempting to clear the zone. What is called, off-side or icing?

ANSWER

The Linesperson shall use discretion to determine whether to stop play for off-side or intentional off-side; however, whenever possible with player safety at the forefront, the linesperson will allow the icing to be completed. It is imperative the Linesperson inform the nearest Referee and the teams of what the call is immediately after the whistle as it will affect the offending team's ability to make a player substitution. Rule 80 and rule 83.3.

INSTRUCTIONAL VIDEO CLIP



RULE 82 LINE CHANGES

SITUATION 82.1

Team A ices the puck and as a result of the chase for the puck, a fight ensues at the stoppage of play. Both players are assessed

GAME FLOW

major penalties plus game misconduct each for fighting. No other penalties are assessed on the play. Since there were penalties assessed, can Team A, even though they were charged with icing the puck, make a line change? Where do you find this in the rule book?

ANSWER

No. The fighting majors assessed to one player on each team does not affect the on-ice strength of either team. The team that iced the puck (Team A) is only permitted to make a substitution for the penalized player. Team B may make a complete line change if they so choose. Rule 81.4; Rule 82.1.

INSTRUCTIONAL VIDEO CLIP



SITUATION 82.2

With 12 seconds left in the period, the Linesperson warns both centers. In the process of dropping the puck, the attacking winger jumps before the puck is dropped. The back Linesperson waits to see what happens and the attacking team gains control of the puck and subsequently the linesperson blows the whistle for a false faceoff. What actions are taken by the officials? Where do you find this in the rule book?

ANSWER

A bench minor penalty for delay of game - face-off violation would be assessed to the attacking team. Rule 76.6. If necessary, the clock time shall be adjusted if it started because of the false face-off. Rule 76.8. Since the attacking team was penalized, the face-off must now be moved to one of the face-off spots in the offending team's end zone. Rule 76.2. Since the on-ice strength has changed, both teams can change players if they so choose. Rule 82.1.

INSTRUCTIONAL VIDEO CLIP



SITUATION 82.3

What procedure is followed by the officials when:

- the line change procedure has been completed by the Referee
- the Linesperson conducting the face-off has blown the whistle and waited the necessary five seconds
- the defending team is slow getting to the face-off location and are in an offside position for the ensuing face-off?

Where do you find this answer in the rule book?

ANSWER

When the defending players are slow to get to the ensuing face-off and the Linesperson is unable to drop the puck because a player(s) is in an off-side position, the Referee shall warn the offending team's Coach. Any subsequent violations during the game shall result in a bench minor penalty to that team. Rule 76.6 and Rule 82.2.

GAME FLOW

INSTRUCTIONAL VIDEO CLIP



SITUATION 82.4

At the 9:52 mark of the first period, Team A is slow to get to the face-off (more than 5 seconds after the Linesperson has blown the whistle) and as a result are in an off-side position. What action does the Referee take?

ANSWER

Players who are slow (after the five-second warning whistle given by the Linesperson) getting to the face-off location or who are in an off-side position for the ensuing face-off will be warned once in the game by the Referee. This warning will also be given to the offending team's Coach. In this situation, the offending team's center is not warned at the face-off. Any subsequent violation shall result in a bench minor penalty for delay of game being assessed to the offending team. Rule 82.2.

INSTRUCTIONAL VIDEO CLIP



SITUATION 82.5

The same team commits the same infraction as in Situation 82.4 with 1:52 left in the 3rd period, what action is taken in this instance?

ANSWER

In the last two (2) minutes of regulation time and any time in the overtime period(s), 82.2 points (VI) and (VII) are not applicable. The Linesperson shall give the teams a reasonable amount of time to set up for the ensuing face-off after points 82.2 (I) through (V) above have been enforced. Rule 82.2.

INSTRUCTIONAL VIDEO CLIP



RULE 83 OFF-SIDE

SITUATION 83.1

An attacking player in the neutral zone attempts to shoot the puck into the attacking zone. The attacking player shoots it in the air and a defending player (skating backwards) bats it ahead with the hand as the player is backing through the neutral zone (when the player bats it, the player has both feet in the neutral zone, just prior to backing over its own blue line). The batted puck however, continues to have momentum in the direction it was originally shot, and it spins back into the attacking zone where an attacking player has preceded the puck. Is this a delayed off-side situation?

GAME FLOW

ANSWER

If, in the judgment of the Linesperson, the forward momentum of the original shot is what causes the puck to cross the blue line, then a delayed off-side must be signaled. However, if the linesperson judges that the actions of the defending player batting the puck with the hand causes the puck to enter their own defending zone, then the play must be considered on-side. Rule 83.3.

INSTRUCTIONAL VIDEO CLIP



SITUATION 83.2

Team A is playing short-handed due to a minor penalty. Team B is pressing in their attacking zone. Team A gains control of the puck and clears the zone. The puck rims all the way around the rink (not touching any players) and re-enters Team A's defensive zone where it is picked up by a Team B player who had fallen in the corner and now has a scoring opportunity. What action should be taken by the Linesperson? Where do you find this in the rule book?

ANSWER

The Linesperson shall wash-out the off-side. Rule 83.1. The Team A player legally shot the puck back into the defending zone, so the off-side should be ignored.

INSTRUCTIONAL VIDEO CLIP



SITUATION 83.3

A Team A player shoots the puck out of the zone. The puck goes to a Team A teammate in the neutral zone just beyond the blue line. The player is checked by a Team B player just as the player receives the puck. The check causes the puck to go back into Team A's zone while there are still Team B players trapped in their attacking zone. Are the attacking players eligible to play the puck? Where do you find this in the rule book?

ANSWER

No, a delayed off-side shall be signaled. Rule 83.2.

INSTRUCTIONAL VIDEO CLIP



SITUATION 83.4

Team B player is in its defending zone. This player attempts to clear the puck from the defending zone, the puck clearly hits another

GAME FLOW

Team B player in the neutral zone, but the Team B player was checked or hit by a Team A player and the puck goes back into Team B's defending zone. What call does the Linesperson make? Where do you find this in the rule book?

ANSWER

Delayed off-side would be signaled. Any action by an attacking player that causes a deflection/rebound off a defending player in the neutral zone back into the defending zone (i.e. stick check, body check, physical contact), a delayed offside shall be signaled by the Linesperson. Rule 83.2.

INSTRUCTIONAL VIDEO CLIP



SITUATION 83.5

A defending player is skating with the puck out of the defending zone. After crossing the blue line into the neutral zone, the player is body-checked by an opponent causing the puck to go back into the defending zone, where attacking players are still located. Is this on-side or shall it be signaled as a delayed off-side? Where do you find this in the rule book?

ANSWER

Any action by an attacking player that causes a deflection/rebound off a defending player in the neutral zone back into the defending zone shall result in a delayed off-side being signaled. Rule 83.2.

INSTRUCTIONAL VIDEO CLIP



SITUATION 83.6

Team A shoots the puck from their defending side of the center red line into Team B's zone prompting the back Linesperson to indicate a potential icing and causing a delayed off-side to be signaled by the front Linesperson. A Team A player is not attempting to clear the zone and is chasing after the puck. It is clear to the Linesperson that a Team B player will get to the puck first. Does the Linesperson stop the play for the off-side call, or does the linesperson allow the Team B player to win the race to the puck for the icing call? Where do you find this in the rule book?

ANSWER

In the scenario described, the Linesperson would allow the Team B player to win the race to the puck for the icing as the linesperson has judged there will be no physical contact by the attacking player on the delayed off-side.

NOTE 1: If, however, the Linesperson feels the attacking forward (who is off-side) will get to the puck first or may make contact with an opponent, the linesperson must stop play and call the off-side first. Rule 81.1 and Rule 83.3.

GAME FLOW

INSTRUCTIONAL VIDEO CLIP



SITUATION 83.7

A delayed off-side is signaled against Team A. Instead of clearing the zone, a Team A player elects to apply a body check on the Team B puck carrier who is attempting to skate out of its own zone with the puck. The Linesperson is confident the Team A player knew that they played in an off-side position. Where is the ensuing face-off? Where do you find this in the rule book?

ANSWER

The play is to be stopped for the off-side violation whenever an attacking player is about to make physical contact with the defending puck carrier. If, in the judgment of the Linesperson, the attacking player knew it was off-side and chose not to clear the zone but instead to check the puck carrier, an intentional off-side may be called. Rule 83.3 and Rule 83.6.

INSTRUCTIONAL VIDEO CLIP



SITUATION 83.8

Team A is in a delayed off-side position. While the delay is signaled, the only Team A player who is off-side elects to go for a change at the Players' Bench. The bench door is in the attacking zone and the replacement player enters the game through the same door. Does the delayed off-side remain in effect? Where do you find this in the rule book?

ANSWER

If the substituted player leaves the ice surface before the substituting player enter (or enter in the neutral zone); the zone is cleared if no other attacking players is in the zone. If the substituting player enter the ice before the substituted player leaves the ice surface, the delayed off-side remains in effect. Rule 83.3.

INSTRUCTIONAL VIDEO CLIP



SITUATION 83.9

An attacking player shoots the puck into the defending team's end zone. An attacking player precedes the puck into the attacking zone causing a delayed offside situation. The puck then deflects off the goal post and goes out of play. Where is the face-off location? Where is it in the rule book?

ANSWER

The face-off shall be conducted at the face-off spot in the neutral zone closest to the point or origin of the shot or pass (Rule 83.6).

GAME FLOW

INSTRUCTIONAL VIDEO CLIP



SITUATION 83.10

The attacking team shoots the puck into the attacking zone. An attacking player is in the zone when the puck enters and therefore the Linesperson indicates a delayed off-side. The player who was off-side exits the zone and the Linesperson drops the arm. The original shot ends up in the net. Since the Linesperson's arm was down prior to the puck entering the net, does the goal count? Where do you find this in the rule book? Would the fact that the puck was deflected into the net by a defending player make a difference in the ruling?

ANSWER

No, the goal does not count. No goal can be scored in this situation, either directly or deflected off the goalkeeper, player, the boards, the glass, a piece of equipment or official, as the original shot was off-side. The fact that the puck entered the net after the Linesperson had dropped the arm has no bearing on this decision. Rule 83.4.

INSTRUCTIONAL VIDEO CLIP



SITUATION 83.11

Team A dumps the puck into the attacking zone with a Team A player in a delayed off-side position. After the Team A player has exited the zone, the puck deflects off a Team B player and enters the net. What is the call? Where do you find this in the rule book?

ANSWER

No Goal. Rule 83.4.

INSTRUCTIONAL VIDEO CLIP



SITUATION 83.12

Team A player shoots the puck from the attacking side of the center red line into the attacking zone. The Linesperson signals a delayed off-side. The puck enters the goal on the shoot-in. We know this goal must be disallowed due to the delayed off-side. Where, however, is the ensuing face-off?

ANSWER

The face-off will be conducted at the face-off spot in the zone closest to the point of origin of the shot. Rule 83.4.

GAME FLOW

INSTRUCTIONAL VIDEO CLIP



SITUATION 83.13

A player from Team A reaches center ice and flips the puck high into the air and into the attacking zone. A player from Team A is already in the attacking zone as the puck crosses the blue line. The Linesperson signals a delayed offside. The player exits the attacking zone and the Linesperson drops the arm as the zone is now clear. The puck descends and a player from Team B intentionally strikes the puck out of the air with a glove or stick causing it to go into their own goal. Is this ruled a goal or no goal? Where do you find this in the rule book?

ANSWER

The Referees are to acknowledge the fact that A8 has returned to the game in violation of Rule 9.5 and assess a minor penalty and the player shall be disqualified from the shootout. The team shall replace A8 with another shooter who is eligible.

INSTRUCTIONAL VIDEO CLIP



SITUATION 83.14

Team A is in their attacking zone. Team A16 shoots the puck on net. The puck barely deflects off the goalkeeper's shoulder then rims off the glass and out of the zone. The puck continues into Team A's defending zone where a Team B player (who has preceded the puck) is poised to gain control and go in for a breakaway. What is the Linesperson's judgment? If the linesperson deems it to be an off-side, where is the ensuing face-off? Where do you find this in the rule book?

ANSWER

The Linesperson must deem this play to be off-side and the ensuing face-off would take place at one of the face-off spots in Team B's end zone as this is the closest to the point of origin of the shot or pass (or in this case, the deflection off the Team B goalkeeper). Rule 83.1 and Rule 83.6.

INSTRUCTIONAL VIDEO CLIP



SITUATION 83.15

A Team A player, just outside the blue line, passes the puck which deflects off a Team B player just outside the other blue line to a teammate who is off-side. The Linesperson stops play for the off-side. Where is the ensuing face-off? Where do you find this in the rule book?

GAME FLOW

ANSWER

Face-off at the spot in the neutral zone nearest to where the pass originated, "...or from the face-off spot in the zone closest to the point of origin of the shot or pass (even if deflected off an attacking or defending player or official)." Rule 83.6.

INSTRUCTIONAL VIDEO CLIP



SITUATION 83.16

Player B4 passes the puck from its own end zone and the pass is deflected by A7, slowing it down on its way to B6. This causes B6 to be off-side when receiving the pass. Where is the resulting face-off? Where do you find this in the rule book?

ANSWER

Nearest face-off spot in the zone from which it was passed. Rule 83.6.

INSTRUCTIONAL VIDEO CLIP



SITUATION 83.17

Team A defenseman lobs the puck from the defending zone into Team B's defending zone. The Team A winger in a delayed off-side position is bearing down hard on the team B defensive player as they both pursue the puck. Using good judgment, the Linesperson stops the play before any contact is made or anyone touches the puck. Where is the ensuing face-off? Where do you find this in the rule book?

ANSWER

Even though the attacking player never plays the puck, Rule 83.6 stipulates the face-off will take place in the zone from where the shot or pass originated.

INSTRUCTIONAL VIDEO CLIP



SITUATION 83.18

The puck is shot into the attacking zone and a delayed off-side is signaled by the Linesperson. The whistle is blown by the Linesperson when the attacking player continues to pursue the puck beyond the guideline of the face-off dots. It is deemed that the player was unaware off the off-side. Where is the ensuing face-off? Where do you find this in the rule book?

GAME FLOW

ANSWER

The ensuing face-off shall take place at the nearest face-off spot in the zone from which the pass or short originated that gives the offending team the least amount of territorial advantage (even if deflected off an attacking or defending player or an official). Rule 83.6.

INSTRUCTIONAL VIDEO CLIP



SITUATION 83.19

A Team A player shoots the puck into the Team B end zone with a player on Team A still inside the zone. The Linesperson signals a delayed off-side. The puck hits a Team B player and deflects out of play. Where is the ensuing face-off? Where do you find this in the rule book?

ANSWER

The ensuing face-off shall take place at the nearest face-off spot in the zone from where the puck was shot. Rule 83.6.

INSTRUCTIONAL VIDEO CLIP



SITUATION 83.20

A delayed penalty has been signaled against Team A. Team B shoots the puck into the attacking zone, a delayed off-side is signaled but the puck deflects off a Team A player out of play. Where is the ensuing face-off? Where do you find this in the rule book?

ANSWER

Face-off in Team A's end zone. Rule 76.2 and Rule 83.6.

INSTRUCTIONAL VIDEO CLIP



SITUATION 83.21

Team A attempts to clear the puck out of their defending zone by flipping the puck in the air. The Team B defensive player attempts to keep the puck in the zone but ends up batting the puck with the hand from the neutral zone back into the attacking zone. The Linesperson indicates a delayed off-side as there still are attacking players in the zone. One of these Team B players knowingly plays the puck. The whistle is blown for two reasons: hand pass and off-side (intentional). What violation prevails and where is the ensuing face-off?

ANSWER

The intentional off-side violation prevails using the rationale that we must position the ensuing face-off at the spot that gives the

GAME FLOW

offending team the least amount of territorial advantage. Therefore, the face-off shall be at one of the face-off spots in Team B's defending zone.

INSTRUCTIONAL VIDEO CLIP



SITUATION 83.22

Player A41 in the neutral zone bats the puck with the hand into the attacking zone causing a delayed off-side. Teammate A46 skates into the zone, past the Team B defensive player and plays the puck. What is the call? Where is the ensuing face-off? Where do you find this in the rule book?

ANSWER

Intentional off-side and the ensuing face-off shall take place at one of Team A's end zone face-off spots. Rule 83.7 and Rule 76.2.

INSTRUCTIONAL VIDEO CLIP



SITUATION 83.23

A delayed penalty is signaled on Team A. While Team B has control of the puck, the whistle is blown for intentional off-side. Where is the face-off?

ANSWER

Face-off spot in Team A's defending zone. Rule 83.7 (Also 76.2 and 15.5 – not one of the exceptions).

INSTRUCTIONAL VIDEO CLIP



SITUATION 83.24

The Linesperson has signaled a delayed off-side against Team A. In the opinion of the Linesperson, A16 is aware that there is an off-side situation. While A16 skates towards the blue line in an apparent attempt to exit the zone, but prior to exiting the zone, the player elects to take a swing with the stick at the puck carrier B3, contacting B3's stick, just enough to causing the player to briefly lose control of the puck (stick on stick). What does the Linesperson do? Where do you find this in the rule book?

ANSWER

The Linesperson shall blow the whistle to stop play and rule this as an intentional off-side. An intentional off-side is one which is made for the purpose of securing a stoppage of play regardless of the reason, whether either team is short-handed. Rule 83.7

GAME FLOW

INSTRUCTIONAL VIDEO CLIP



SITUATION 83.25

Team A has pulled their goalkeeper. Team B dumps the puck into the Team A zone, causing a delayed off-side. While the delayed off-side is in effect and the Team B players are trying to clear the zone and are in no way pressuring Team A, a player from Team A passes the puck from the corner to the front of the net. The puck strikes a teammate in the back of the legs and goes directly into the Team A net. When the puck enters the net, the delayed off-side is still in effect. What is the call?

ANSWER

This is a good goal. The only time an attacking team can score a goal on a delayed off-side is if the defending team shoots the puck into their own net without action or contact by the offending team. Rule 83.4.

INSTRUCTIONAL VIDEO CLIP



SITUATION 83.26

Team A shoots the puck at the defending team's net. The Linesperson raises the arm for a delayed off-side. Team B goalkeeper tries to clear the puck around the net, bobbles the puck and in doing so, puts the puck into its own net. The attacking player/ players still have not exited the zone. Does this goal count?

ANSWER

Good goal. Even though the Linesperson still has the arm up for the delayed offside, this will be deemed a good goal as there was no action from the attacking team that caused the puck to enter the defending team's goal. Rule 83.4.

INSTRUCTIONAL VIDEO CLIP



SITUATION 83.27

Team B flips the puck out of their defending zone after some sustained pressure by Team A. The Team A defensive player then regroups outside its own blue line and makes a long pass to a Team A forward who catches the pass just before the Team B blue line. The player then carries the puck into the attacking zone where the Linesperson blows the whistle for off-side as there was another Team A forward who failed to exit the Team B zone. Where is the ensuing face-off?

ANSWER

The face-off shall take place in the neutral zone outside Team B's defending zone. Since the Team A player received the long pass in the neutral zone, we would consider this puck to be carried over the blue line and it was the Team A player leaving the zone that caused the off-side. Rule 83.6 (l).

GAME FLOW

INSTRUCTIONAL VIDEO CLIP



SITUATION 83.28

A pass is made by a Team A player from just inside its own blue line to a teammate standing with both feet in the neutral zone, on-side at the far blue line. The player receives the pass on the stick just over the blue line. Another Team A player is in the attacking zone, thus resulting in an off-side being called. Where is the ensuing face-off?

ANSWER

Although not signaled as a delayed off-side because the puck is touched immediately, it was not carried over the line off-side either. Therefore, the faceoff shall be conducted at the nearest face-off spot in the zone from which the pass originated. Rule 83.6.

INSTRUCTIONAL VIDEO CLIP



SITUATION 83.29

As the puck crosses the attacking blue line, an attacking player jumps into the air right at the blue line. Is this off-side?

ANSWER

The skates of the player jumping must be on its own side of the leading edge of the blue line and have yet to break the “plane of the leading edge” prior to the puck crossing the leading edge. Rule 83.1.

INSTRUCTIONAL VIDEO CLIP



SITUATION 83.30

An attacking player passes the puck back to this defensive player standing just inside the attacking blue line. The defensive player misses the puck and turns to chase it along with an opposing player. The puck deflects off the defensive player and into the defending zone. The opposing player's skates precede the puck over the blue line into the attacking zone. What call should be made by the Linesperson?

ANSWER

This should be deemed on-side. The original shot was by an attacking player from the attacking zone back into his own defending zone. Whenever a team legally carries or passes the puck back into their own zone while a player of the opposing team is in the defending zone, the off-side shall be ignored, and play permitted to continue. Rule 83.1..

GAME FLOW

INSTRUCTIONAL VIDEO CLIP



SITUATION 83.31

During the second period, A20 shoots the puck into the attacking zone and the Linesperson signals a delayed off-side. A21 is in the attacking zone and proceeds to the portion of the players' bench which extends into the attacking zone and climbs over the boards into the bench. At what point is A21 off the ice allowing the play to be considered to have "cleared the zone"?

ANSWER

A21 is considered off the ice when both skates are no longer touching the ice and the Linesperson has judged the player to have left the playing surface and entered the bench. Should A21 be exiting through the door, A21 is considered off the ice when stepping onto the bench and the back foot is completely off the ice.

NOTE: An attacking player cannot nullify an off-side by jumping up onto the boards in its attacking zone, awaiting the puck to enter, then drop back down onto the ice. This would be ruled OFF-SIDE. 83.3.

INSTRUCTIONAL VIDEO CLIP



SITUATION 83.32

During the second period, B22 is attempting to exit the attacking zone prior to a teammate shooting the puck into the zone. B22 skates towards the portion of the players' bench which extends into the attacking zone and jumps in the air towards the bench just as the puck crosses the blue line. B22 is airborne but not on the bench. What is the ruling?

ANSWER

This is a delayed off-side until the Linesperson has judged that B22 has left the playing surface and entered the players' bench. Should another Team B player enter the zone prior to B22 leaving the ice and entering the players' bench, the delayed off-side shall remain in effect. 83.3.

INSTRUCTIONAL VIDEO CLIP



SITUATION 83.33

During the second period, Team B shoots the puck into their attacking zone creating a delayed off-side. B23 is off-side but exits the ice into the portion of its players' bench which extends into the attacking zone. Simultaneously, B26 comes onto the ice inside the attacking zone. What is the ruling?

GAME FLOW

ANSWER

The delayed off-side remains in effect until all Team B players clear the zone at the same instant. Rule 83.3

INSTRUCTIONAL VIDEO CLIP



SITUATION 83.34

During the second period, Team B shoots the puck into their attacking zone creating a delayed off-side. B23 is off-side but exits the ice into the portion of the players' bench which extends into the attacking zone. Simultaneously, B26 comes onto the ice in the neutral zone. What is the ruling?

ANSWER

Provided no other Team B players were in, or had entered the attacking zone prior to B23 exiting the ice, the delayed off-side shall be nullified. All attacking players are eligible to enter the zone. Rule 83.3.

INSTRUCTIONAL VIDEO CLIP



SITUATION 83.35

Team A shoots the puck into their attacking zone creating a delayed off-side. A31 is rushing towards the blue line in an effort to clear the zone as quickly as possible. A31 jumps in the air a few feet before the blue line landing on the blue line. At what point is A31 considered to have cleared the zone?

ANSWER

A31 is considered to have cleared the attacking zone the instant that the skate makes contact with the blue line. Rule 83.3 (l). Should another Team A player enter the attacking zone while A31 is airborne, the delayed off-side shall remain in effect.

INSTRUCTIONAL VIDEO CLIP



SITUATION 83.36

Team A shoots the puck into their attacking zone creating a delayed off-side. A32 is rushing towards the blue line in an effort to clear the zone as quickly as possible. A32 slides feet first a few feet inside the blue line. At what point is A32 considered to have cleared the zone?

GAME FLOW

ANSWER

A32 is considered to have cleared the attacking zone the instant the skate makes contact (must touch the ice, plane does not apply here) with the blue line. Rule 83.3 (l). Should another Team A player enter the zone prior to A32 making skate contact with the blue line, the delay shall remain in effect.

INSTRUCTIONAL VIDEO CLIP



RULE 84 OVERTIME OPERATIONS

SITUATION 84.1

Once the goalkeeper has been removed for an extra attacker in overtime, can the goalkeeper return to the position during play or must the goalkeeper wait for the next stoppage of play?

ANSWER

No, the goalkeeper is not allowed to return until the next stoppage of play. Rule 74.5

INSTRUCTIONAL VIDEO CLIP



SITUATION 84.2

Team A10 and Team B4 are assessed coincidental minor penalties at 19:10 (0:50 remaining on the clock) of the third period. At 19:50 (0:10 remaining on the clock) of the third period Team A17 is assessed a minor penalty. What will the on-ice strength be to begin overtime and during overtime? Where do you find this in the rule book?

ANSWER

The coincidental penalties to Team A10 and Team B4 are removed from the penalty clock. The teams would begin overtime playing 4 skaters for Team B and 3 skaters for Team A. At the first stoppage of play after A17's penalty expires, the on-ice strength would be adjusted down to 3 skaters against 3 skaters. Rule 84.3.

INSTRUCTIONAL VIDEO CLIP



SITUATION 84.3

With a 1:30 left to play in regulation time, the following penalties are assessed.

A10 - Minor penalty

A6 - Minor penalty

GAME FLOW

A12 - Double-minor penalty

B2 - Minor penalty

What is on the on-ice strength to start overtime and what is the on-ice strength after there is a whistle when 1:01 are played in the overtime? Where do you find this in the rule book?

ANSWER

Teams will skate 5-3 to start overtime and after the first whistle when 1:01 are played, the teams will be adjusted to 4-3. (Assuming either A10 or A6's penalty was offset by B2's penalty). Rule 84.3.

INSTRUCTIONAL VIDEO CLIP



SITUATION 84.4

A player from Team A and a player from Team B both receive a minor penalty at the end of the third period in regular season. What is the on-ice strength at the beginning of overtime? Where do you find this in the rule book?

ANSWER

As these are coincidental minor penalties, they do not go on the penalty clock for the overtime period. The on-ice strength for the start of the overtime period shall be 3 on 3. At the first whistle after the penalties expire, the players are released from the penalty box. Rule 84.3.

INSTRUCTIONAL VIDEO CLIP



SITUATION 84.5

During the Shootout what should the Referee do if the goalkeeper leaves the goal crease prior to the shooter touching the puck? What if the goalkeeper does it a second time? Where do you find this in the rule book?

ANSWER

For the first violation, the Referee will allow the shot to continue, and if the shot fails, the referee will allow the shot to be taken over again. If the goalkeeper does it a second time and the shot fails allow the shot to be taken over, and the Referee may assess the goalkeeper a misconduct, and the team would be required to designate a player that has yet to shoot to serve the goalkeeper's misconduct penalty which now makes that player ineligible for the Shootout. Rule 24.4 and Rule 84.4.

INSTRUCTIONAL VIDEO CLIP



GAME FLOW

SITUATION 84.6

Following a goal after the first Shootout attempt, the goalkeeper is assessed a misconduct penalty. Is the goalkeeper allowed to continue in the Shootout? What action is taken by the Referee?

ANSWER

Yes, the goalkeeper may continue in the Shootout. Rule 84.4 states that “any player whose penalty had not been completed when the Overtime period ended is not eligible to be one of the Players selected to take the shots and must remain in the Penalty Box or in the Dressing Room. Also, Players serving penalties assessed during the “Penalty Shot” Shootout must remain in the Penalty Box or in the Dressing Room until the end of the procedure.” Since a goalkeeper does not actually “serve” a ten-minute misconduct, the goalkeeper may continue in the Shootout. However, the player designated to serve the misconduct for the goalkeeper becomes ineligible to participate in the Shootout (which would also be true if the player is serving the goalkeeper's misconduct at the time the Shootout begins). See also Rule 27.3.

NOTE: when the goalkeeper is assessed the misconduct during the Shootout, the team must designate a player who has not yet participated in the Shootout to serve the misconduct penalty. This is consistent with the procedure during the game whereby the team of the penalized goalkeeper is required to lose the services of a player for the duration of the goalkeeper's penalty(ies).

INSTRUCTIONAL VIDEO CLIP



SITUATION 84.7

During the Shootout, the shooter attempts to make a move on the goalkeeper and falls, sliding into the goalkeeper. Puck does not enter the net, but the goalkeeper is injured. They elect to place the substitute goalkeeper in the net for the next Shootout attempt. Is the goalkeeper permitted a warm-up? Where do you find this in the rule book?

ANSWER

No warm-up is permitted. Rule 84.4 and Rule 8.2.

INSTRUCTIONAL VIDEO CLIP



SITUATION 84.8

At the end of overtime, and prior to the Shootout, the home team Coach decides to change goalkeeper for the Shootout. After letting in two goals, the Coach wants to change the goalkeeper again to put the first one back in. Is this a legal play? Where do you find this in the rule book?

ANSWER

This is legal. Rule 84.4.

GAME FLOW

INSTRUCTIONAL VIDEO CLIP



SITUATION 84.9

At 19:10 of the third period (0:50 remaining on the game clock), A15 and B4 each receive a minor penalty for roughing. What is the correct on ice strength for the start of overtime? Where do you find this in the rule book?

ANSWER

The penalty times are removed from the penalty time clock and the teams begin overtime playing three (3) skaters against three (3) skaters. Rule 84.

INSTRUCTIONAL VIDEO CLIP



SITUATION 84.10

With a 1:40 left to play in regulation time, A14 is assessed a minor penalty. At the end of regulation, Team A3 is assessed a minor penalty for slashing and minor penalty for roughing. Team B24 is assessed a minor penalty for roughing. What is the on-ice strength to start overtime? What is the on-ice strength when the original penalty to Team A14 expires? What is the on ice strength after the first stoppage one minute into overtime?

ANSWER

The teams would begin overtime playing 5 skaters for Team B and 3 skaters for Team A. At the expiration of Team A14's penalty A14 would come on the ice to make the on-ice strength 5 skaters for Team B and 4 skaters for Team A. After the first stoppage, the on-ice strength would be adjusted to 4 skaters for Team B and 3 skaters for Team A, for the duration of the penalty to Team A. Then, at the first stoppage of play after the final Team A penalty expires, the on-ice strength shall be adjusted to 3 skaters each. Rule 84.3.

INSTRUCTIONAL VIDEO CLIP



SITUATION 84.11

In an overtime where the tournament regulations stipulate that the playing strength should be 3- 3, one player from each team is penalized at a stoppage of play. What is the procedure with respect to these penalties?

ANSWER

These coincidental minor penalties would not go on the penalty clock and the teams would play 3 skaters against 3 skaters. At the first whistle following the expiration of the minor penalties, the players would be released from the penalty box. Rule 84.3.

GAME FLOW

INSTRUCTIONAL VIDEO CLIP



SITUATION 84.12

During overtime where the tournament regulations stipulate that the playing strength should be 3- 3, a penalty is signaled against Team A. The Team B goalkeeper proceeds to the Players' Bench for an extra attacker. Team B inadvertently passes the puck and it ends up in their own goal. Can Team A win the game in this fashion? Where do you find this in the rule book?

ANSWER

Yes, the game is over, and Team A is the winner. Rule 84.2

INSTRUCTIONAL VIDEO CLIP



SITUATION 84.13

A8 was warned previously in the game about tucking the sweater in behind the tail bone pad that up the back above its pants. The rest of the game A8 complied, and no penalty needed to be assessed. The game goes to a Shootout and A8, knowing that there is a risk to be assessed a minor penalty, tucks the sweater into the pants before approaching center ice to take its Shootout attempt. How do the Referees deal with this situation?

ANSWER

The Referees are to acknowledge the fact that A8 has returned to the game in violation of Rule 9.5 and assess a minor penalty and the player shall be disqualified from the shootout. The team shall replace A8 with another shooter who is eligible.

INSTRUCTIONAL VIDEO CLIP



RULE 85 PUCK OUT OF BOUNDS

SITUATION 85.1

An attacking player in the neutral zone attempts a pass to a teammate. The puck is deflected out of play by a defending player in the neutral zone. It hits the stick between the face-off dot and its own defending blue line. Where is the ensuing face-off? Where do you find this in the rule book?

GAME FLOW

ANSWER

Even though the rule states that the face-off location must be located at the nearest spot that gives the team at fault the least territorial advantage, it also states that when the stoppage occurs in the neutral zone, the face-off must be taken in the neutral zone. Rule 76.2 and Rule 85.1. Using common sense, the face-off should be taken at the dot outside the blue line, even though we may be giving the team at fault a minor territorial advantage. You won't find this specific answer in the rule book.

INSTRUCTIONAL VIDEO CLIP



SITUATION 85.2

An attacking player shoots the puck into the defending team's end zone. An attacking player precedes the puck into the attacking zone causing a delayed offside situation. The puck then deflects off the goal post and goes out of play. Where is the face-off location? Where do you find this in the rule book?

ANSWER

The face-off shall be conducted at the face-off spot in the neutral zone closest to the point or origin of the shot or pass (Rule 83.6).

INSTRUCTIONAL VIDEO CLIP



SITUATION 85.3

If a player from Team A shoots the puck at the net and the puck goes off the crossbar of Team B's net and then shatters the glass behind the net, where is the ensuing face-off? Where do you find this in the rule book?

ANSWER

Rule 85.1 and 85.5 states that the above scenario will result in a face-off being conducted in the zone from which the puck was shot.

INSTRUCTIONAL VIDEO CLIP



SITUATION 85.4

Team A is on the power play inside Team B's zone. A Team A player shoots the puck from the slot and the puck deflects off the crossbar and hits the glass behind the net, cracking it. The puck drops to the ice and before the Referee can blow the whistle to stop play, two opposing players converge in a body check into the boards, shattering the same glass that was originally cracked. Where is the ensuing face-off? Where do you find this in the rule book?

GAME FLOW

ANSWER

Whether the On-Ice Officials stop the play due to the crack in the glass or when the glass shatters, the fact that the original shot originated from inside the Team B zone would keep the face-off inside Team B's zone. Rule 85.1 and 85.5

INSTRUCTIONAL VIDEO CLIP



SITUATION 85.5

A delayed penalty is signaled against the attacking team in the attacking zone. The defending player shoots the puck over the glass. Where is the ensuing faceoff? Where do you find this in the rule book?

ANSWER

The ensuing face-off shall be conducted at the nearest face-off spot in the defending zone of the team that shot the puck over the glass. The defending team will also be assessed a delay of game penalty. Rule 85.1; Rule 63.2.

INSTRUCTIONAL VIDEO CLIP



SITUATION 85.6

A defending player from the defending zone flips the puck high in the air and it hits the clock. Is this a penalty for delay of game? Where do you find this in the rule book?

ANSWER

No. The rule for shooting the puck out of play from the defending zone refers to shooting the puck 'over the glass'. Rule 63.2; Rule 85.1.

INSTRUCTIONAL VIDEO CLIP



SITUATION 85.7

A player from Team A shoots the puck into the attacking zone from just outside the attacking blue line. The shot is high and hits the glass behind the net which breaks the glass. Where is the face-off location? Where do you find this in the rule book?

ANSWER

The face-off shall take place at the nearest face-off spot in the zone from where the puck was shot. The determining factor here is that the puck was shot from the neutral zone, therefore, the face-off shall be conducted in the neutral zone. Rule 85.1 and 85.5

GAME FLOW

INSTRUCTIONAL VIDEO CLIP



SITUATION 85.8

Team A is shorthanded. A Team A player shoots the puck from its own defending zone down the ice. The puck hits the glass behind the net and ends up on top of the net. The Referee blows the whistle to stop the play. Where is the ensuing face-off? Where do you find this in the rule book?

ANSWER

Since Team A shot the puck that ended up on top of the Team B net, the ensuing face-off shall be conducted at the nearest face-off spot from where the puck was shot in Team A's defending zone. Rule 85.1 and Rule 85.5.

INSTRUCTIONAL VIDEO CLIP



SITUATION 85.9

Team A player crosses the center red line with the puck. Before it gets to the attacking blue line, the skater releases a slap shot that clearly deflects off the crossbar and goes directly out of play? Where is the ensuing face-off location and where do you find this in the rule book?

ANSWER

The face-off shall take place at the nearest face-off spot in the zone from where the puck was shot. Rule 85.1 and 85.5

INSTRUCTIONAL VIDEO CLIP



SITUATION 85.10

As a Linesperson drops the puck for a face-off in Team A's defending zone, Team A's center clearly wins the draw and in doing so, causes the puck to go directly over the glass and out of play in the defending zone. What is the ruling on this play? Where do you find this in the rule book?

ANSWER

No penalty as the puck went out of play as the direct result of a face-off. Rule 85.1 and Rule 63.2.

GAME FLOW

INSTRUCTIONAL VIDEO CLIP



SITUATION 85.11

There is a face-off in the end zone. It is clear that the attacking team has won the draw. However, the puck goes directly out of play. Where is the ensuing face-off? Where do you find this in the rule book?

ANSWER

The face-off remains in the same spot. Rule 85.1.

INSTRUCTIONAL VIDEO CLIP



SITUATION 85.12

The puck is shot by a defending player from the defending zone. The puck goes through the opposing team's open Players' Bench door in the neutral zone. Where is the ensuing face-off? Where do you find this in the rule book?

ANSWER

The ensuing face-off shall take place at one of the face-off spots in the neutral zone nearest to where the puck entered the opposing team's Players' Bench through the open door. This will be similar to the interpretation used when the puck strikes a glove hanging over the boards at the Players' Bench. Rule 85.1.

NOTE: If the same thing happens and the puck goes through the open door of the defending team's Players' Bench, the ensuing face-off shall take place at one of the face-off spots in the defending zone. Rule 85.1.

INSTRUCTIONAL VIDEO CLIP



SITUATION 85.13

Team A is attempting to clear the zone. Team A defenseman shoots the puck out of the zone however, the puck enters Team A's players bench via the bench door. Where is the face off and where do you find this in the rule book?

ANSWER

The face-off will be conducted at one of the face-off spots in Team A's defending zone since the puck entered the skater's own team's open bench door. Rule 85.1.

GAME FLOW

INSTRUCTIONAL VIDEO CLIP



SITUATION 85.14

During the second period, Team A in their defending zone goes to clear the puck out of their end zone at the same time Team B is making a player change. The puck hits the open gate and bounces back out onto the ice. The Linesperson nearest stops play immediately. Where does the ensuing face-off take place? Where do you find this in the rule book?

ANSWER

The face-off shall take place at the nearest face-off spot in the neutral zone adjacent to Team B's Players' Bench. Rule 85.1.

INSTRUCTIONAL VIDEO CLIP



SITUATION 85.15

Team A defensive player is carrying the puck out of its defending zone and as soon as the player crosses the defending blue line, the player attempts a pass to one of the wingers. During this pass, Team B is making a line change and their door to change their defensive player is open. If the pass goes into Team B's open bench door where would the face-off be? Where do you find this in the rule book?

ANSWER

The face-off will take place at the neutral zone face-off spot adjacent to Team B's Players' Bench. Rule 85.1.

INSTRUCTIONAL VIDEO CLIP



SITUATION 85.16

Team A is attacking and in the Team B zone. With some chaos going on around the net, the net is bumped but remains on its moorings. The puck is shot out from behind the net and goes under the net coming out in the slot. What are the officials to do if this happens? Where do you find this in the rule book?

ANSWER

Should the puck go under the goal either from behind or the side, or through the mesh from behind or side, if this is witnessed by an on-ice official, play shall be stopped immediately, and the ensuing face-off should take place at the nearest face-off spot in the zone nearest to the location where the play was stopped. Rule 85.2.

GAME FLOW

INSTRUCTIONAL VIDEO CLIP



SITUATION 85.17

During a battle for the puck around the net, the net gets tipped forward slightly and the puck enters the goal from behind. What should the officials do? Where is the ensuing face-off? Where do find this in the rule book?

ANSWER

If this is witnessed by any of the on-ice officials, the play should be stopped immediately, and the ensuing face-off should take place at the nearest face-off spot in the zone nearest to the location where the play was stopped. Rule 85.2

INSTRUCTIONAL VIDEO CLIP



SITUATION 85.18

Team B shoots the puck for a potential icing. The puck strikes a game official and continues down the ice. Is this still a potential icing? Where do you find this in the rule book?

ANSWER

Yes, this is still a potential icing. Rule 81.1 and Rule 85.4.

INSTRUCTIONAL VIDEO CLIP



SITUATION 85.19

The puck is shot by an attacking player and deflects off a game official and out of play in the attacking zone of the player taking the shot. Where is the ensuing face-off? Where do you find this in the rule book?

ANSWER

The ensuing face-off shall take place at the face-off spot in the zone nearest to where the puck deflected off the official. Rule 85.4.

INSTRUCTIONAL VIDEO CLIP



GAME FLOW

SITUATION 85.20

A player in its defending zone attempts to clear the puck out of the zone. The player shoots the puck and it deflects off the Linesperson's shoulder and into the Players' Bench. The Linesperson was standing in the neutral zone just outside the defending team's blue line. It is obvious that the puck would have entered the Players' Bench regardless of striking the official in the shoulder. Where is the ensuing face-off? Where do you find this in the rule book?

ANSWER

Face-off in neutral zone outside defending team's zone. When a puck deflects off an official and goes out of play, the ensuing face-off will take place at the face-off spot in the zone nearest to where the puck deflected off the official. Rule 85.4.

INSTRUCTIONAL VIDEO CLIP



SITUATION 85.21

Player B8 shoots the puck from its own end zone and it strikes a game official in the neutral zone and goes out of play. Where is the face-off? Where do you find this in the rule book?

ANSWER

Neutral zone at closest spot to where it struck official. Rule 85.4.

INSTRUCTIONAL VIDEO CLIP



SITUATION 85.22

Where does the face-off occur when a player shoots the puck from the neutral zone, it enters the attacking zone, hits the crossbar and goes out of play? Where do you find this in the rule book?

ANSWER

The face-off shall take place at the nearest face-off spot in the neutral zone. Rule 85.1 and 85.5

INSTRUCTIONAL VIDEO CLIP



SITUATION 85.23

A16 is in its defending zone. A16 is being pressured by B4 and shoots the puck all the way down the ice. The puck stays in the air, hits the crossbar directly goes out of play. Where is the ensuing face-off?

GAME FLOW

ANSWER

The face-off will take place at one of the end zone face-off spots in the zone from where the puck was shot. Rule 85.1.

INSTRUCTIONAL VIDEO CLIP



SITUATION 85.24

Team A defensive player in its own zone attempts a long stretch pass to a teammate located at the far blue line. The pass is deflected out of play by a Team B player between the center red line and the far blue line. Where is the ensuing face-off?

ANSWER

Face-off spot in the neutral zone outside Team B's end zone. Rule 85.1 and to be consistent with other applications, the face-off location to be selected must give Team B the least amount of territorial advantage

INSTRUCTIONAL VIDEO CLIP



SITUATION 85.25

B84 shoots the puck from its own end zone and it hits the Linesperson in the neutral zone and goes out of play. Where is the face off? Where do you find this in the rule book?

ANSWER

Face off is in the neutral zone at the closest spot to where it hit the Linesperson. Rule 85.4.

INSTRUCTIONAL VIDEO CLIP



SITUATION 85.26

A player attempts to ice the puck from its own defending zone. On the way down the ice, the puck hits an official in the neutral zone and goes out of play. Where does the face-off take place?

ANSWER

The face-off should take place at the nearest faceoff spot in the neutral zone. Rule 85.4.

GAME FLOW

INSTRUCTIONAL VIDEO CLIP



SITUATION 85.27

Team A player in its defending zone shoots the puck through the opened Players' Bench door of Team B. The door is located inside the zone. Where is the face-off?

ANSWER

If the puck enters the opposing Players' Bench through an opened door the faceoff shall take place in the neutral zone adjacent to the opponent's Players' Bench. Rule 85.1.

INSTRUCTIONAL VIDEO CLIP



SITUATION 85.28

Team B is in the attacking zone. B3 shoots the puck from the point where B4 in front of the net deflects the puck with a high-stick which then hits the crossbar and goes out of play. Where is the face-off?

ANSWER

If the attacking team contacts the puck with a high stick or bats the puck with a glove and it then deflects off the goal post or crossbar and goes out of play, the ensuing face-off shall be conducted at the nearest face-off spot in the offending team's attacking zone. Rule 85.5.

INSTRUCTIONAL VIDEO CLIP



SITUATION 85.29

A defensive player in the attacking team takes a shot towards the opponent's goal from just inside the attacking blue line. The puck gets lodged between the goal netting and the clear plastic skirting on the bottom and outside of the net. Where is the ensuing face-off?

ANSWER

The face-off remains in the attacking zone at one of the two face-off spots. Rule 85.5.

GAME FLOW

INSTRUCTIONAL VIDEO CLIP



SITUATION 85.30

The puck hits a television camera located above the glass, keeping the puck from leaving the playing surface. Does this constitute a delay of game penalty if the puck was shot from the defending zone?

ANSWER

No penalty shall be assessed and the play shall continue. Rule 85.1, the camera is to be considered as a part of the board and the protective glass.

INSTRUCTIONAL VIDEO CLIP



SITUATION 85.31

The attacking player high-sticks the puck and it goes out of play in the attacking zone. Where is the ensuing face-off?

ANSWER

The ensuing face-off shall be conducted at one of the face-off spots in the neutral zone. The attacking team should not gain a benefit from the illegal act of high-sticking the puck. Rule 80.2 and Rule 85.5.

INSTRUCTIONAL VIDEO CLIP



SITUATION 85.32

The attacking player bats the puck with the hand and it goes out of play in the attacking zone. Where is the ensuing face-off?

ANSWER

The ensuing face-off shall be conducted at one of the face-off spots in the neutral zone. The attacking team should not gain a benefit from the illegal act of batting the puck with the hand out of play. Rule 79.3 and Rule 85.5.

INSTRUCTIONAL VIDEO CLIP



GAME FLOW

RULE 86 START OF GAME AND PERIODS

SITUATION 86.1

What is the penalty to a team if they are not on the ice when the intermission clock has expired to start the second, third or any overtime period? Where do you find this in the rule book?

ANSWER

A bench minor penalty shall be imposed on either or both teams if they are not on the ice or can be seen proceeding to the ice to start the second, third or any overtime period when the intermission time on the clock has expired. Rule 86.2.

INSTRUCTIONAL VIDEO CLIP



SITUATION 86.2

With the intermission clock at 30 seconds remaining, there is no sign of the home team coming to the ice to start the second period. What, if anything, can/should the officials do and what are the minimum requirements to avoid a penalty in this scenario? What rule do you use as reference?

ANSWER

The on-ice officials should be pro-active in this scenario and inform a team official or even go down towards the team's dressing room to give them a warning. However, should they still be late, then they are subject to the bench minor penalty under Rule 86.2.

INSTRUCTIONAL VIDEO CLIP



SITUATION 86.3

At the start of the game as the clock reaches 0:00 the visiting team is not on the ice nor can they be seen proceeding to the ice. Is this a penalty? Where do you find this in the rule book?

ANSWER

This is not a penalty. Rule 86.2 is only used when starting the second, third or overtime period.

INSTRUCTIONAL VIDEO CLIP



GAME FLOW

RULE 87 TIME OUTS

SITUATION 87.1

During a face-off, one of the wingers encroaches into the face-off circle and the Linesperson warns the offending team's center for a face-off violation. The defending team then requests a time-out. Should this time-out be requested before the Linesperson blows the whistle for the second face-off attempt? Where do you find this in the rule book?

ANSWER

No time-out shall be granted following a face-off violation. Rule 87.

INSTRUCTIONAL VIDEO CLIP



SITUATION 87.2

A face-off is about to be conducted in Team A's end zone. The Linesperson warns the Team A center for a face-off violation. Team B bench requests a "time-out". Is the "time-out" granted? Where do you find this in the rule book

ANSWER

No time-out shall be granted after a face-off violation. Rule 87.1.

INSTRUCTIONAL VIDEO CLIP



SITUATION 87.3

A Penalty Shot has been awarded to Team A. The Referees have instructed both the shooter and the goalkeeper on their responsibilities during the shot. Team B now indicates to the Linesperson that they wish to take their time-out. What should the Linesperson do? Where do you find this in the rule book?

ANSWER

The Linesperson should inform the team requesting the time-out that no time-out may be granted once instructions have been given to the player taking the shot and the goalkeeper defending the shot. Rule 87.1.

INSTRUCTIONAL VIDEO CLIP



SITUATION 87.4

A Penalty Shot is awarded to Team A. Before the Referee is even able to get to the Penalty Box to report the Penalty Shot to the Off-Ice Official, the captain for Team B requests a time-out. Should this time-out request be granted? Where do you find this in the rule book?



GAME FLOW

ANSWER

Yes, this time-out request should be granted since the request was made prior to the Referee giving instructions to the player taking the shot and the goalkeeper defending the shot. Rule 87.1.

INSTRUCTIONAL VIDEO CLIP



SITUATION 87.5

A Penalty Shot has been awarded to Team A. The Referee goes to the Penalty Box and makes the announcement. On the way to the net, Team B's captain asks for a time-out. Should the Referee grant them a time-out? Where do you find this in the rule book?

ANSWER

Yes, the instructions to the player taking the shot and the goalkeeper defending the shot have not been given. However, once the instructions have been given, no time out is allowed. Rule 87.1.

INSTRUCTIONAL VIDEO CLIP



SITUATION 87.6

Can a Team request a time-out during the Shootout? Where do you find this in the rule book?

ANSWER

No time-out will be granted during the Shootout. Rule 87.1.

INSTRUCTIONAL VIDEO CLIP



SITUATION 87.7

The Referee has assessed a Penalty Shot to Team A. With all officials and players in position for the shot the Coach of Team B wants to call a time out. Is the coach allowed to do this and where do it find it in the rule book?

ANSWER

It is not allowed. No time out is allowed after instructions have been given to the players involved. Rule 87.1.

INSTRUCTIONAL VIDEO CLIP



GAME FLOW

SITUATION 87.8

Late in the third period with the face-off in Team A's defending zone, Team A's goalkeeper is shaken up on the play and ends up leaving the game. Team A replaces the goalkeeper with their back-up. As the back-up goalkeeper is making its way to the position, the Coach of Team B requests a time-out. As the Timekeeper is being notified of the time-out to Team B, a Team A player has taken a couple of pucks from the Players' Bench and proceeds to begin warming up the Team A goalkeeper. How do the officials handle this situation? Does Team A receive a penalty for their actions? Where do you find this in the rule book?

ANSWER

No warm-up involving pucks shall be permitted for goalkeeper or replacement goalkeeper during a time-out. If, after one warning, this continues, the Referee shall assess a delay of game penalty to the offending team. Rule 87.1.

INSTRUCTIONAL VIDEO CLIP



SITUATION 87.9

Can a commercial break take place following the scoring of a goal?

ANSWER

No, see IIHF Sports Regulations.

INSTRUCTIONAL VIDEO CLIP



SITUATION 87.10

With just 16 seconds remaining in a game where the overtime procedure is played with 3 skaters vs 3 skaters. Brown team is assessed a minor penalty. Red team requests their time-out and it is granted. Just as the time-out expires, Brown requests to use their time-out. Should this be granted?

ANSWER

No. Only one time-out, commercial or team, shall be permitted at any one stoppage of play. Rule 87.

INSTRUCTIONAL VIDEO CLIP



SECTION 11

MISCELLANEOUS

MISCELLANEOUS

M 1

Goalkeeper loses the glove during play. Is play stopped? Where do you find this in the rule book?

ANSWER

If, in the judgment of the Referee, there is an immediate risk of injury to the goalkeeper, play should be stopped. The Referee may allow play to continue if the opposing team has an immediate and impending scoring opportunity. The issue on a play like this is good common sense. You will not find a specific answer to this question in the rule book.

INSTRUCTIONAL VIDEO CLIP



M 2

As the play is leaving the end zone, the Linesperson notices the net has been dislodged. The linesperson does not, however, know how the net was dislodged. What should the linesperson do?

ANSWER

The linespersons may blow the whistle if the net being off its moorings and this is undetected by the referees. This is not when an offensive player is in the act of shooting and the net simultaneously comes off nor is it when the defensive team is leaving the end with the puck. This is when the net has been displaced and play is ongoing. This will save the referees from the embarrassment of play continuing for long periods with a net off. It is important that we see who is in control of the puck when we blow the whistle and even more important to have some knowledge on how the net was displaced.

INSTRUCTIONAL VIDEO CLIP



M 3

With only seconds left in a lopsided game a scrum ensues during play and one of the Linespersons tries to intervene. Knowing that there are only a few seconds left in the game, none of the on-ice officials blow their whistle. However, the Timekeeper stops the clock with 1.2 seconds remaining. What should the on-ice officials do?

ANSWER

Following the assessment of any penalties. The on-ice officials should inform the Timekeeper that play was not stopped and ask the timekeeper to run the rest of the time off the clock indicating that the game is over. This will prevent any further altercations.

INSTRUCTIONAL VIDEO CLIP



MISCELLANEOUS

M 4

Team A shoots the puck into Team B's zone. The Linesperson signals a delayed offside. The shot is on goal and the goalkeeper makes the save. Is this counted as a shot on goal in the official statistics even though Team A could not score on this play?

ANSWER

Yes, it is counted as a shot on goal. However, if the puck enters the net, the goal is disallowed and no shot on goal is recorded.

INSTRUCTIONAL VIDEO CLIP



INTERNATIONAL ICE HOCKEY FEDERATION

Brandschenkestrasse 50, PO-Box

8027 Zurich, Switzerland

Phone +41 44 562 22 00

E-mail office@iihf.com

www.IIHF.com